

# Palm Sunday Preschool Lesson

Written by [Felicia Mollahan](#) for Ministry-To-Children.com

Parades are fun and exciting – this simple preschool lesson will teach young children about Palm Sunday. The famous day when rode into Jerusalem on a donkey. This Bible story is sometimes called the triumphant entry, you can find it in [Luke](#), [Matthew](#), [Mark](#), and [John](#).

It could be used in any setting with children age 2-5 at church, including a preschool Sunday School class or a toddlers Children’s Church class. As always, consider your own ministry context and modify it as needed.

**Bible Story:** Jesus Rides Into Jerusalem on Palm Sunday

**Scripture:** Matthew 21:1-11

**Target Age Group:** Age 2 – 5 (U.S. preschool ages)

**Time:** 20 Minutes

**Learning Context:** Church Preschool Class

**Learning Objectives:** After this lesson, the children will demonstrate an understanding of the story by reenacting the story.

**Printable Materials from Our Website:**

- Bible, Matthew 21:1-11
- [“Palm Sunday” Story Booklet \(PDF\)](#)
- [Palm Sunday Coloring pages](#)
- [Palm Leaf Craft idea](#) – safety scissors, green construction paper, marker for the teacher to draw guide lines for making the cuts
- [“Easter Songs” \(PDF\)](#) to use to lead the children to sing before the Bible lesson.

If you are teaching older children, you may glean some helpful ideas from our elementary aged [Palm Sunday Lesson](#).

## Palm Sunday Preschool Lesson

**Welcome Activity:** Welcome activities are things to have out for the children to do as they are arriving for class. These activities will get them engaged as soon as they arrive and will help the transition from their parents.

As the children enter, have them begin working on the paper leaf craft. This is a scissor activity so be prepared with child safety scissors and marked construction paper.

Preschool  
Bible  
Lesson

## **Worship:** Easter Songs

**Bible Lesson Introduction:** Have the children practice waving their palm branches. They can shout “Hosanna” or sing along with their worship songs.

**Bible Lesson:** Read Matthew 21:1-11 (NIRV) aloud to the children. Alternately, you can read from the Psalm Sunday storybook linked above.

Read the verses (story) to the children. If you are using the print out story, point to the pictures as you read the story so that the children can better understand what you are saying.

---

*1 As they all approached Jerusalem, they came to Bethphage. It was on the Mount of Olives. Jesus sent out two disciples. 2 He said to them, "Go to the village ahead of you. As soon as you get there, you will find a donkey tied up. Her colt will be with her. Untie them and bring them to me. 3 If anyone says anything to you, say that the Lord needs them. The owner will send them right away."*  
*4 This took place so that what was spoken through the prophet would come true. It says,*

*5 "Say to the city of Zion,  
'See, your king comes to you.  
He is gentle and riding on a donkey.  
He is riding on a donkey's colt.' "* —(Zechariah 9:9)

*6 The disciples went and did what Jesus told them to do. 7 They brought the donkey and the colt. They placed their coats on them. Then Jesus sat on the coats. 8 A very large crowd spread their coats on the road. Others cut branches from the trees and spread them on the road. 9 Some of the people went ahead of him, and some followed. They all shouted,  
"Hosanna to the Son of David!"  
"Blessed is the one who comes in the name of the Lord!" —(Psalm 118:26)  
"Hosanna in the highest heaven!"  
10 When Jesus entered Jerusalem, the whole city was stirred up. The people asked, "Who is this?"  
11 The crowds answered, "This is Jesus. He is the prophet from Nazareth in Galilee."*

---

Read the story again, but this time have the children wave their palm branches and shout “Hosanna!”

**Discuss the Bible Reading:** When you are finished reading the story the second time, ask the children the following questions so that you can know they understood it.

- “Who was in the story?” *Jesus*
- “Where was Jesus going?” *To Jerusalem*
- “What was Jesus riding on?” *A donkey*

- “What did the people shout?” *Hosanna*
- “What were the people holding?” *Palm branches and coats*

**Bible Lesson Activities :** Use the following activities to reinforce the learning goals. If time is short, move on to the evaluation portion of the lesson plan.

**Activity:** A Parade for Jesus

“When Jesus came into Jerusalem on a donkey it was like He was leading a parade. Let’s pretend like we are there watching Jesus come in and like we are in a parade.”

- Pretend with the children to be in a parade – they can use their palm leaves
- Say things like, “Oh wow! There’s Jesus! Do you see Him?”

**Activity:** Bible Verse Memorization

*“Your king comes to you. He is gentle and riding on a donkey.”* Matthew 21:5

*Your king:* act like you are putting a crown on your head

*Comes to you:* walk in place

*He is gentle:* smile

*And riding on a donkey:* act like riding on a donkey

*Matthew 21:* hold up 2 fingers on one hand and 1 finger on the other hand

*5:* hold up 5 fingers

Do this a few times with the children. Make it fun for them to do the motions and say the words. Involving them in active learning is essential for memorization at this age.

**Bible Verse Activity:** Donkeys

Have the children walk around, while saying the Bible Verse over and over, and act like a donkey. Say – even the donkey was happy to see King Jesus coming!

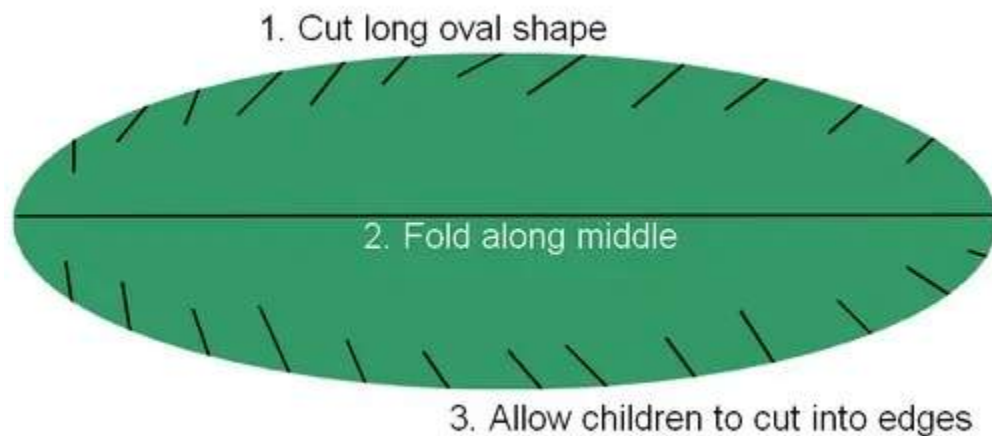
**Evaluation:** Have the children reenact the story using their palm branches.

# Paper Leaf Craft for Palm Sunday

 [ministry-to-children.com/palm-sunday-leaf-craft](https://ministry-to-children.com/palm-sunday-leaf-craft)

Written by Mimi Bullock Last updated March 28, 2019 1 Comment Filed Under: Crafts , Easter Ideas

April 4, 2011



Easter is more than a holiday—it is the reason for the hope of Christians. Jesus’ death and resurrection is terrible and glorious to those that love him. For kids, Easter is full of conflicting images. Chocolate bunnies, Easter eggs and the cross get jumbled up in the Christian child’s spirit. Teach your holiday lesson with clarity by providing crafts to reinforce this important lesson.

## Palm Sunday Leaf Craft

The Easter story is panoramic and includes many people and special places. Sometimes we forget to include Jesus’ entrance into the city on a donkey. The children sang, “Hosanna!” and greeted him with palm leaves. This palm leaf craft is an excellent way to reintroduce children to the kingship of Jesus.

**Supplies:** Large sheets of **green construction paper**. Child-safe scissors.

**Directions:** Before class cut out as many large leaf shapes as you need. Buy the large size construction paper if needed. Make the leaves long and oval shaped. Fold the leaves in half to make the leaf look like a tropical palm. When children arrive, give them safety scissors. Kids use the scissors to cut the edges making the paper look like fronds. Give kids crayons to write “Hosanna” on the leaves.

Smaller children might find it fun to wave the palms at a volunteer pretending to be Jesus. Play the song, “Hosanna” and allow kids to worship by waving their crafts in the area.





Mandy Groce '12

[ministry-to-children.com](http://ministry-to-children.com)

## Easter Songs

### Easter Time

Sung to Jingle Bells

Easter time, Easter time,  
We have so much to do.  
Time for bunnies, time for eggs,  
But time for Jesus too.

Oh, Easter time, Easter time,  
Jesus showed His love,  
He died for us and rose again.  
He's with the Lord above.

### Jesus Loves Me

Jesus loves me! this I know,  
For the Bible tells me so.  
Little ones to Him belong;  
they are weak but He is strong.

Yes, Jesus loves me!  
Yes, Jesus loves me!  
Yes, Jesus loves me!  
The Bible tells me so.

### Jesus Taught Us How to Pray

To the tune of "Jesus Loves Me."

Jesus taught us how to pray, to God our Father everyday;  
Morning, noon, and night-time, too, we can pray and so can you.  
Yes, we can pray! Yes, we can pray!  
Yes, we can pray; to God through-out the day.

### Here Comes Jesus

(sung to "Three Blind Mice")

Here comes Jesus, Here comes Jesus  
Let's Praise Him, Let's Praise Him  
Wave our branches and sing  
Hosanna to the king  
Let's praise Jesus, Let's Praise Jesus

**Hosanna!**

Ho, Ho, Ho, Ho, Sa-a-nna  
Ha, Ha, Ha, lle-lu-uiah  
He, He, He, He, Sa-aved Me  
I've got the joy of the Lord!

**God's Gifts**

To the tune of "Mary had a Little Lamb".


God the Father gave a gift;  
Gave a gift, gave a gift;  
Jesus, God's Son, is the gift;  
The bible tells me so.

Mother, Father, family, Friends  
Who care lovingly;  
They are gifts God gave to me;  
The Bible tells me so.

Jesus gave His life for me;  
On the cross willingly;  
So my Savior He could be;  
The Bible tells me so.




# Palm Sunday



As they all approached Jerusalem. Jesus sent out two disciples. He said to them, "Go to the village ahead of you. As soon as you get there, you will find a donkey tied up. Her colt will be with her. Untie them and bring them to me.

Matthew 21: 1-11  
New International  
Reader's Version



This took place so that what was spoken through the prophet would come true. It says,

"Say to the city of Zion,  
'See, your king comes to  
you.

He is gentle and riding on a  
donkey.

He is riding on a donkey's  
colt.' " —(Zechariah 9:9)



The disciples went and did what Jesus told them to do. They brought the donkey and the colt. They placed their coats on them. Then Jesus sat on the coats. A very large crowd spread their coats on the road.



Others cut branches from the trees and spread them on the road.

Some of the people went ahead of him, and some followed.



They all shouted,  
"Hosanna to the Son of  
David!"  
"Blessed is the one who  
comes in the name of the  
Lord!"  
"Hosanna in the highest  
heaven!"