

# Daniel and the Lion's Den (Preschool Bible Lesson)

 [ministry-to-children.com/daniel-and-the-lions-den-preschool-bible-lesson](http://ministry-to-children.com/daniel-and-the-lions-den-preschool-bible-lesson)

Felicia Mollohan

April 23,  
2013



Use this free lesson plan to teach preschoolers how God saved Daniel from the Lion's Den. We've included several activities, but please modify and include what is most appropriate for your ministry setting. Your suggestions are always helpful to other readers.

**Bible Story:** Daniel and the Lion's Den – Daniel 6:2-4,6-7,10-13,16-17,19-22

**Learning Objectives:** After this lesson, the children will demonstrate an understanding of the story by telling the story to a neighbor with a puppet.

**Target Age:** 2 year olds – 5 year olds

## Items Needed:

- Bible, Daniel 6:2-4,6-7,10-13,16-17,19-22
- "Daniel and the Lion's Den" Story Booklet ([download](#))
- 1 lion's head printout per child ([download](#)) and crayons
- 1 lunch paper bag per child, scissors, glue, construction paper strips (1/2" wide), pencils
- Optional [Daniel coloring pages](#) and [Daniel praying](#)

# Teaching Plan: Daniel and the Lion's Den

---

**Welcome Activity:** Welcome activities are things to have out for the children to do as they are arriving for class. These activities will get them engaged as soon as they arrive and will help the transition from their parents.

Have the children color the lion's head. This will be used later in the lesson.

**Worship Time:** Use any preschool church songs your children enjoy

**Bible Lesson Introduction:** Who likes lions? What do lions sound like? What do lions do? What do lions eat? In our Bible Story today, we will be reading a story about a man and some lions.

**Bible Lesson:** Read Daniel 6:2-4,6-7,10-13,16-17,19-22 (NIRV) aloud to the children. There is also a book that you can print out that has the story along with simple pictures to help the children understand what is being read. Read the verses (story) to the children. If you are using the print out story, point to the pictures as you read the story so that the children can better understand what you are saying.

**Responsive Listening:** Read the story again for review, but this time have the children growl each time you say the word "lion".

## Discuss the Bible Reading

- When you are finished reading the story the second time, ask the children the following questions so that you can know they understood it.
- "Who was in the story?" The king, Daniel
- "What was Daniel doing that was seen as wrong?" Praying to God
- "What happened to Daniel because of this?" He was thrown into the lions' den "Did he get hurt?" No
- "Why?" God shut the lions' mouths

## Suggested Crafts & Learning Activities

---

### Lion Puppet Activity

- Give each child a paper bag.
- Have them cut their lion's head (from the Welcome Activity) on the line across the middle (or cut it for them if they are too young to use scissors).
- Have them glue the top part of the lion's head on the flap of the bag and the bottom half of the lion's head under the flap.
- Lay out the strips of construction paper on the table and have the children glue them on the lion's head as the mane. They can use the pencils or their finger to curl up the

strips, if they want.

**Activity: Bible Verse Memorization**

*“Daniel was brought out and thrown into the lions’ den. As soon as the sun began to rise, the king got up and he called out to Daniel. Daniel answered, “God’s angel shut the mouths of the lions. They haven’t hurt me at all.” Daniel 6:16-22*

*Daniel was brought out and thrown into the lions’ den* : act like you are throwing something

*As soon as the sun began to rise*: raise arms above head in the shape of a circle  
The king got up and called out to Daniel: cup hands around mouth

*Daniel answered, “God’s angel*: point to heaven  
*Shut the mouths*: open mouth and then shut mouth

*Of the lions*: growl like a lion

*They haven’t hurt me at all*: shake head “No” Daniel 6: hold 6 fingers up

16: hold 10 fingers up and then 6 fingers

22: hold up 2 fingers on each hand

Do this a few times with the children. Make it fun for them to do the motions and say the words. Involving them in active learning is essential for memorization at this age.


**Bible Verse Activity:** Daniel, Daniel, Lion (a.k.a. Duck, Duck, Goose)

Play Daniel, Daniel, Lion with the children


**Evaluation:** Have the children tell the story to a neighbor using their puppet.



# DANIEL AND HIS FRIENDS




## DANIEL'S NEW INTERNATIONAL READER'S VERSION




King Darius placed three leaders over his entire kingdom. One of the leaders was Daniel.

Daniel did a better job than the other two leaders or any of the royal rulers. He was an unusually good and able man.

But the other leaders tried to find something wrong with the way he ran the government. But they weren't able to. He never did anything wrong.




So the leaders went as a group to the king. They said, "We've agreed that you should give an order. And you should make sure it's obeyed. Here is the command you should give. During the next 30 days don't let any of your people pray to any god or man except to you. If they do, throw them into the lions' den."



Daniel

Daniel found out that the king had signed the order. In spite of that, he did just as he had always done before.


He went home to his upstairs room. He went to his room three times a day to pray. He got down on his knees and gave thanks to his God.



Some of the leaders saw Daniel praying and asking God for help. So they went to the king. They said, "It said that for the next 30 days none of your people could pray to any god or man except to you. If they did, they would be thrown into the lions' den."


The king answered, "The order must still be obeyed."

Then they said, "Daniel still prays to his God three times a day."



So the king gave the order. Daniel was brought out and thrown into the lions' den. The king said to him, "You always serve your God faithfully. So may he save you!"

A stone was brought and placed over the opening of the den. Then nothing could be done to help Daniel.



# Daniel

As soon as the sun began to rise, the king got up. He hurried to the lions' den. When he got near it, he called out to Daniel. He said, "Danieli You serve the living God. So has he been able to save you from the lions?"

Daniel answered, "My God sent his angel. And his angel shut the mouths of the lions. They haven't hurt me at all. That's because I haven't done anything wrong in God's sight."



We hope you enjoy this free resource.

Everything from [Ministry-To-Children.com](http://Ministry-To-Children.com) is 100% free to copy & use in ministry.



I'm Tony Kummer - I started this website in 2007, but God is using it beyond my imagination. The mission is simple.

---

*Help you tell kids about Jesus!*

---

Our team is honored that you choose our material. Thank you for ...

- serving where God has placed you.
- telling children about Jesus.
- allowing us to be a part of your mission.

We don't ask for money, but we do need your help.

Please consider the following:

1. Comment on the website to encourage our authors.
2. Link to us from your blog or church website.
3. Share our posts on Pinterest or Facebook.
4. Tell a friend to google "Ministry to Children."
5. Add me (and our team) to your personal prayer list.

**Ministry-To-Children**



I'd love to hear your feedback on this download. [Tony@ministry-to-children.com](mailto:Tony@ministry-to-children.com)

May God bless you and continue to bless your ministry!