

---

# “Jesus is the True King!”

## Craft Ideas for Sunday School

---

*Don't be like Herod!* Craft Ideas for Celebrating Jesus as the True King

Every now and then, it's good to visit a “bad guy” character with kids, mostly for the sake of emphasizing what we do NOT want to do. Students may not know much about Herod, the villain of the Nativity story, and there's no great need for them to have too much information about him. However, by contrasting Herod's greed and evil with Christ's selfless love, the beauty of the Messiah is all the more appreciated. These crafts celebrate the HERO and true King of the story and of our lives.

Don't miss all our [Sunday School Bible Crafts for Kids](#) or [coloring page that compares Herod to Jesus](#).

---

## Bible Verses or Craft Captions:

---

*Jesus is the true King!*

*Jesus said, “Let the little children come to me and do not hinder them, for to such belongs the kingdom of heaven.” -Matthew 19:14*

*Hip Hurray! Let's Celebrate Jesus's Birthday!*

*But we see him who for a little while was made lower than the angels, namely Jesus, crowned with glory and honor because of the suffering of death, so that by the grace of God he might taste death for everyone. -Hebrews 12:9*

*Make a joyful noise to the Lord, all the earth! -Psalm 100:1*



---

# Craft one: “Crown Jesus King”

---

## You will need:

- Decorative markers or crayons
- Glitter (optional!)
- Paper or cardboard crown (see our [crown craft template](#) or ask for some extras at Burger King)
- Stickers



## Procedure:

1. Decorate the cardboard crown with markers, stickers, and more! Use puffy paint or glitter if you feel extra daring.
2. Add a verse or caption.
3. Fit to student’s head and enjoy!



---

# Craft Two: “Celebrate Jesus Noisemaker”

---

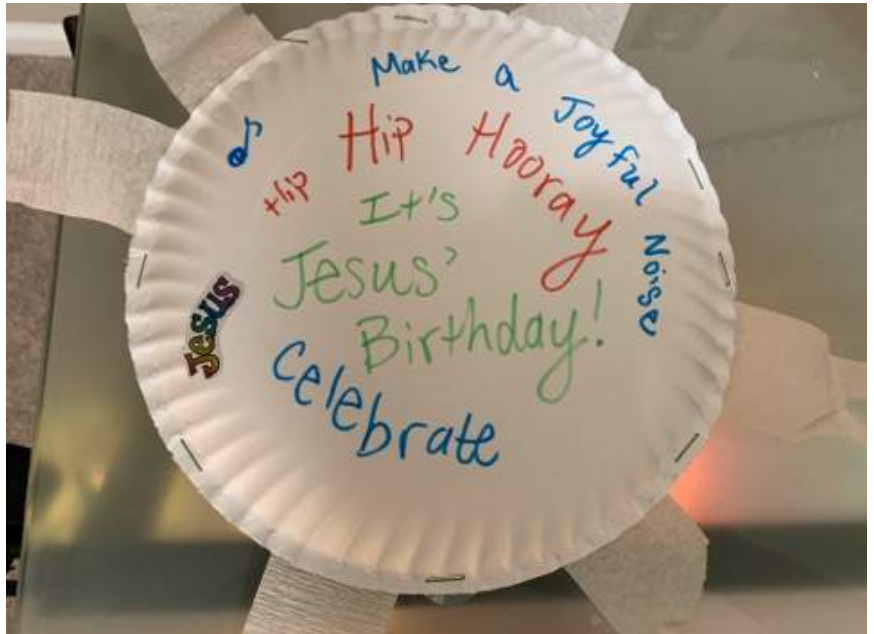
## You will need:

- Paper Plates
- Tape, glue, or stapler
- Stickers
- Decorative materials
- Crepe streamers, pipe cleaners (optional)
- Dried macaroni, beans, or rice

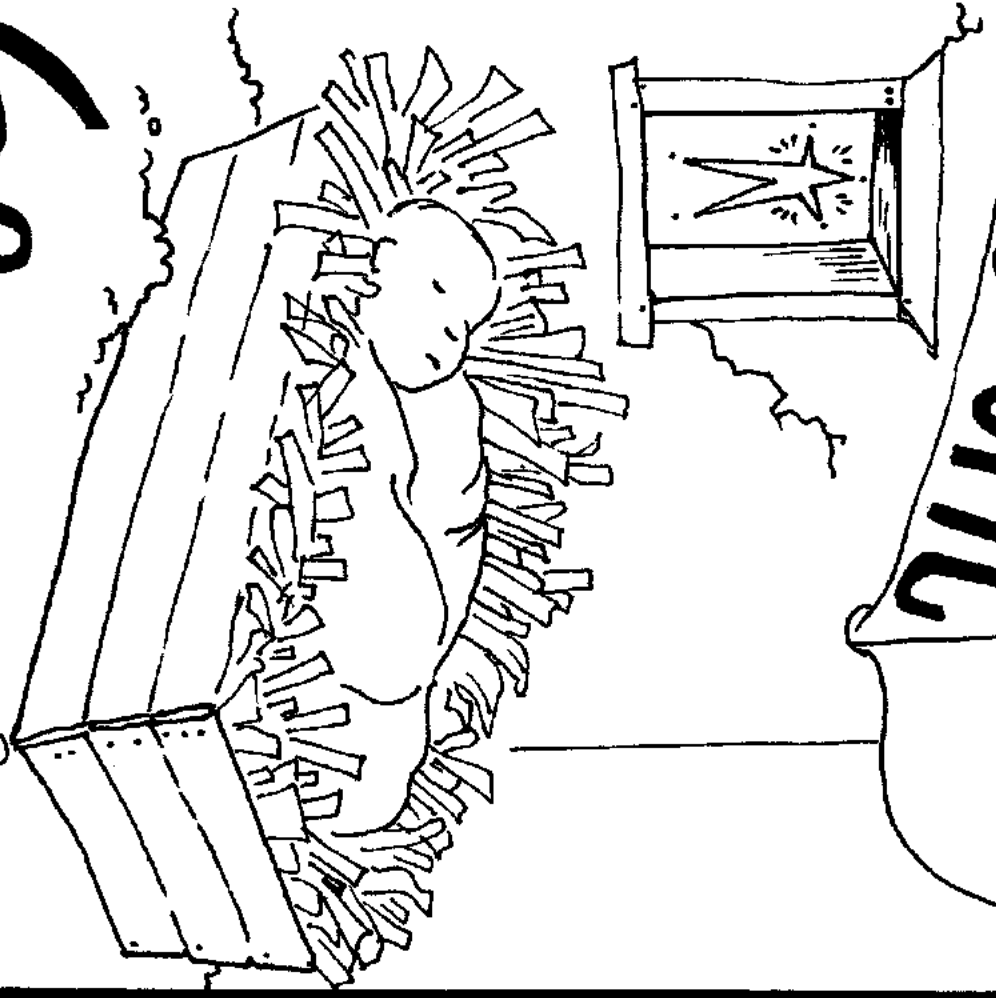
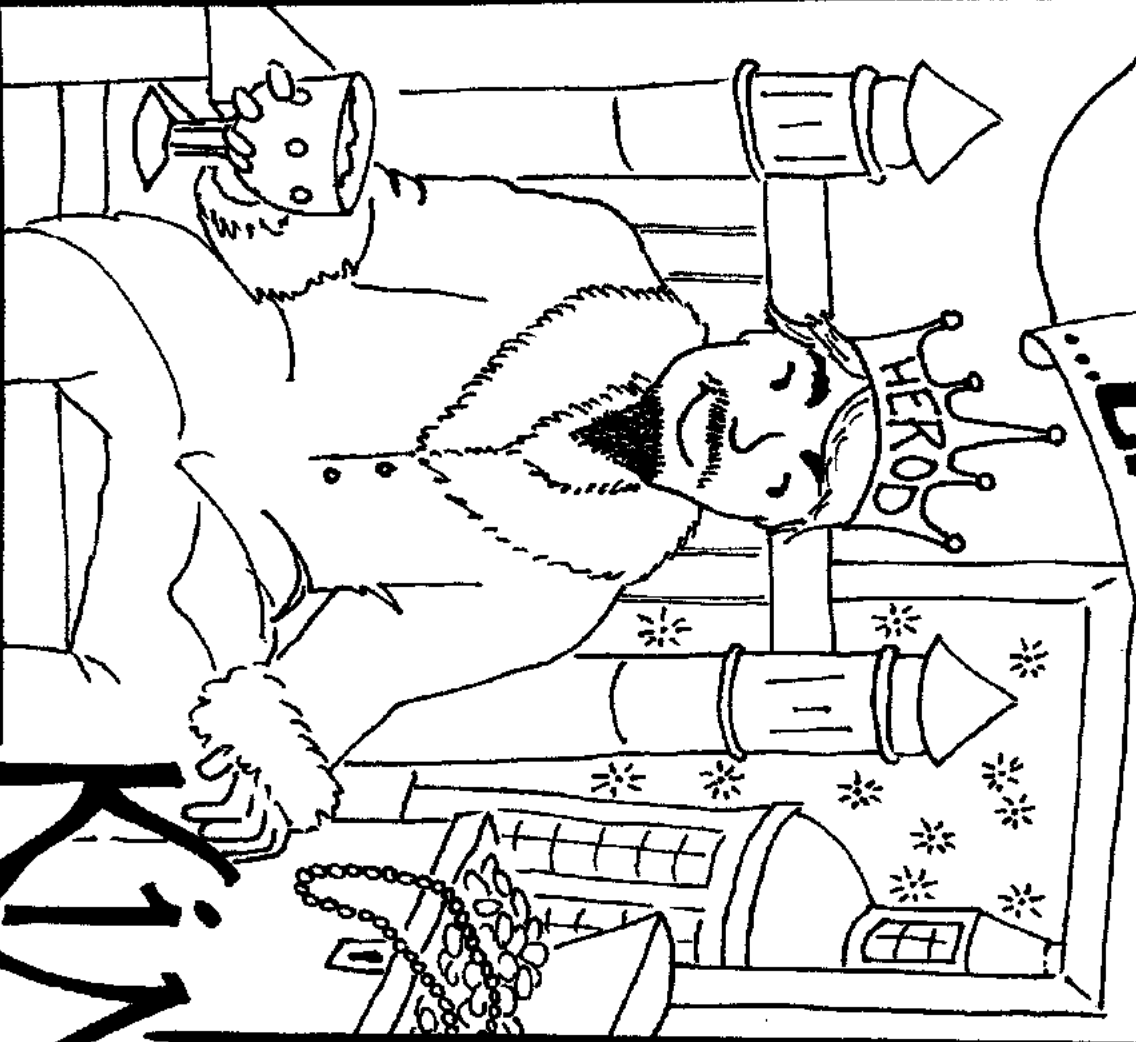


## Procedure:

1. Decorate the paper plates with markers and stickers. Add verse or caption, if desired.
2. Place streamers and/or pipe cleaners in the center of the inside of the plate.
3. Carefully add dried noodles, rice, or beans.
4. Staple the paper plates together to enclose the dried goods.
5. Make sure all holes are sealed. Shake and make a joyful noise!



Two... Very... different




Mandy Grace '10

Kings

ministry - to - children . com






is for

Jesus

Extra strips to extend  
crown as needed.



Cut along these pattern lines,  
then attach with tape or staples.  
See a video how-to of this craft at  
[ministry-to-children.com/crown](http://ministry-to-children.com/crown)





We hope you enjoy this free resource.

Everything from [Ministry-To-Children.com](http://Ministry-To-Children.com) is 100% free to copy & use in ministry.



I'm Tony Kummer - I started this website in 2007, but God is using it beyond my imagination. The mission is simple.

---

*Help you tell kids about Jesus!*

---

Our team is honored that you choose our material. Thank you for ...

- serving where God has placed you.
- telling children about Jesus.
- allowing us to be a part of your mission.

We don't ask for money, but we do need your help. Please consider the following:

1. Comment on the website to encourage our authors.
2. Link to us from your blog or church website.
3. Share our posts on Pinterest or Facebook.
4. Tell a friend to google "[Ministry to Children](http://Ministry to Children)."
5. Add me (and our team) to your personal prayer list.

I'd love to hear your feedback on this download. [Tony@ministry-to-children.com](mailto:Tony@ministry-to-children.com)

May God bless you and continue to bless your ministry!



---

Copyright © [Ministry-To-Children.com](http://Ministry-To-Children.com) – Permission granted for any non-profit use. Written by [Kristin Schmidt](http://Kristin Schmidt) . Illustrations from [ChristianClipArts.com](http://ChristianClipArts.com) Scripture quotes from the Holy Bible, New International Version®, NIV® Copyright ©1973, 1978, 1984, 2011 by Biblica, Inc.®

Our website now has over 4,000 free resources for your children's ministry. Each month we're adding even more! Here are a few popular sections:

Over 300 Printable [Bible Coloring Pages](#)

<https://ministry-to-children.com/bible-coloring-pages/>

Over 700 [Bible Lessons](#) and Complete [Sunday School Curriculum](#)

<https://ministry-to-children.com/lessons/>

<https://ministry-to-children.com/sunday-school-lessons/>

New [Children's Sermons Object Lessons](#) Each Week

<https://ministry-to-children.com/more-free-kids-sermons/>

[Sunday School Games](#), [Bible Crafts](#), and [Worship Songs for Kids](#)

<https://ministry-to-children.com/music/>

<https://ministry-to-children.com/kids-sunday-school-games/>

<https://ministry-to-children.com/sunday-school-crafts/>

Plus coverage of [VBS Themes](#), [Bible Trivia Questions](#), and [Memory Verses for Kids](#)

<https://ministry-to-children.com/vbs-2020-themes/>

<https://ministry-to-children.com/bible-memory-verses/>

<https://ministry-to-children.com/kids-bible-trivia/>

Don't miss our new sister site [Sunday School Works!](#)

<https://sundayschool.works/>

