

God's "Sticky," Eternal Love – Valentine's Day Lesson for Kids

 ministry-to-children.com/gods-sticky-eternal-love

Leah Pittsinger

February 15,
2016



God's love for us is extravagant, forever, and incomparable! In this lesson, "God's 'Sticky,' Eternal Love," children will explore the depth of God's love for them through bible study, a sticky-note activity, and an energizing seek-and-find game. In addition, the children will learn that the "stickiness" of God's love is secure, so we can live in assured obedience to his will.

TARGET AGES: 10-14

OBJECTIVE: To examine the biblical proofs of God's eternal love so each child may feel affirmed and secure in his forever affection.

MAIN IDEA: God has proven his eternal love for us by sending Jesus and the Holy Spirit. Also, the Lord's guidance and promises daily assure us of his love.

SCRIPTURE PASSAGES: *Romans 5:8, Ephesians 3:17b-19, John 10:27-30*

MATERIAL(S): white board, sticky notes, markers, red construction paper, scissors, double-sided tape

Introduction (10 minutes)

OPENING PRAYER: "God, secure our hearts today in the fullness of your eternal love. Amen."

ICE BREAKER: Draw a large heart on the white board and give each child a sticky note and a marker. Say, "Today we will learn about God's eternal, or forever, love for us. But let's start by identifying the people who love us the most here on earth." Create an example for yourself and then ask the children to write the name of their chosen person on the sticky note and place it inside the heart on the white board. Once completed, share the reasons behind your chosen person. Then ask each child to tell the class why they chose the person on their sticky note (e.g. "My mom always takes care of me"). Comment, "We know these people love us because their actions and words work together to prove their love, but no human person can love us as much, or forever, as God does."

Lesson (15 minutes)

1. Ask, "What does the word 'forever' mean? It is similar to the word, 'eternal,' a bible word which means never-ending and timeless." Discuss how worldly ideas of "eternal" love (such as marriage) is nothing compared to the fullness of God's love. Read *Romans 5:8*. Comment on the uniqueness of God's action – sending his own son, Jesus, to die for us when we least deserved it. Say, "God's eternal love gave us Jesus and gives us the chance to have a relationship with him live in heaven for all eternity. No one else on earth can give us this kind of love, because God created everything and is not limited by time." Give each child another sticky note, ask them to write "Jesus," and place their new notes inside the heart on the white board.
2. Next, read *Ephesians 3:17b-19*. Discuss how a tree's roots continue reaching deeper and wider into the ground as its limbs grow taller and stronger. Say, "When we actively seek love as our foundation, our faith grows stronger because we better understand the power and fullness of God's love." Emphasize that it takes serious effort and energy to truly love others, but God promises we will understand more about his eternal love through the guidance of the Holy Spirit as we obediently serve him. Give each child an additional sticky note, ask them to write "Holy Spirit," and place their new notes inside the heart on the white board.

3. Lastly, read *John 10:27-30*. Ask the children to state the promises God gives us through Jesus' words (God knows us, gives eternal life, says we'll never perish, and he won't let anyone "snatch" us from his hand). Write these additional promises and proofs of God's eternal love on sticky notes and place them within the heart on the board. Comment, "Look at the full heart! Everything on these sticky notes prove God's eternal love to us, so we never have to doubt his promises or purposes for our lives." Further encourage the children to share the truth of God's eternal love with others. Then finish the lesson by outlining how to become a believer in Jesus Christ in view of God's eternal love.

Game: "Sticky Love" (15 minutes)

Prepare ahead of time by cutting out 10-20 hearts from the red construction paper. Write a characteristic of God's love on each heart and hide them throughout the classroom. Say, "We are going to play a game that reminds us of God's forever, eternal, and "sticky" love!" Give each child a 6-inch piece of double-sided tape and ask them to place it somewhere on their clothing. Then tell them to search for the hearts and stick them to the tape as they are found. Once all the hearts are found, reiterate each characteristic of God's love by discussing each child's collection! Consider bringing a small prize for the child who finds the most hearts.

Conclusion (5 minutes)

RECAP: God's eternal love is the greatest love we can ever know. When we accept his gift of salvation through Jesus Christ and allow him to teach us new things through our obedience, then we will understand more about God's forever love.

CLOSING PRAYER: "Lord, thank you for your eternal love! Give us the desire to share your love with others. Amen."

Learn About

Love

What Did John Say About Love?

Read the verses and answer the questions.

John 13:34 – What does Jesus command us to do?

1 John 4:7 – Who does love come from?

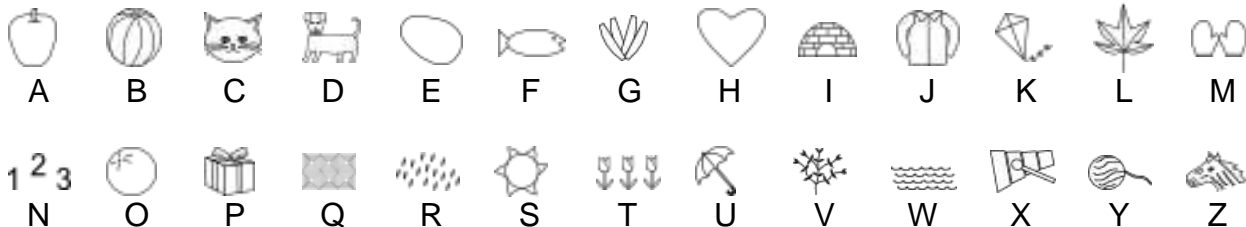
1 John 4:9 – How did God show his love for us?

1 John 4:11 – Why should we love one another?

Why Should We Love?



Code:



What Did Paul Say About Love?

1 Corinthians 13 (written by Paul) is called the love chapter because its words describe how to show love to others.

Unscramble these words that describe love.



Word List: CONCEITED, ILL-MANNERED, IRRITABLE, JEALOUS, KIND, NOT, PATIENT, PROUD, SELFISH

How Can You Show Love?

Showing love is more than just saying "I love you" or giving a gift to someone.

Draw a line from each story to a way you can show love.

If this happens...

You are working puzzles with your little sister. She takes longer to finish than you do.

Your friend gets a new popular video game for his birthday.

Your mother asks you to put away your Legos and help her set the table.

Your brother asks to play with your action figure.

You can show love by...

Not being jealous of your friend

Not being selfish with your toys

Not being irritable to your mother

Being patient with your sister

Jesus Loves Me Bingo (Free Printable Game)

 ministry-to-children.com/jesus-loves-me-bingo

Shirley McKinstry

January 4,
2014

Jesus Loves Me Bingo reminds children of the ways God shows his love for us. It could be used near Valentine's Day or any time you are emphasizing God's love. The 3×3 cards (where you have to get 3 in a row) would work well for kindergarten and above. The 2×2 cards (where you have to mark all 4 pictures) would work well for kindergarten and below.

Preparation:

1. Print out the 3×3 cards (PDF) or 2×2 cards (PDF), as many as you need, on cardstock or heavy paper.
2. Print out the calling cards (PDF) on cardstock or heavy paper.
3. Cut colored paper or cardboard into small squares to use as markers, or provide other markers.



Directions for 3×3 cards:

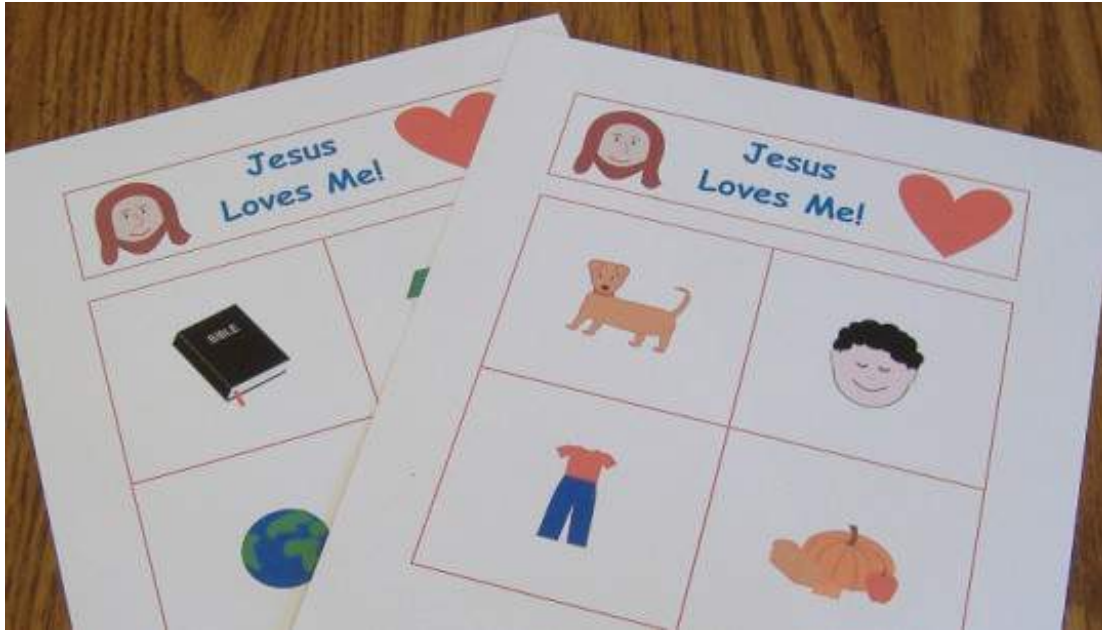
1. Give each player a card and a handful of markers.

2. Have each player start by placing a marker on Jesus in the center square.
3. The leader draws a calling card, reads the statement, and holds the card up for everyone to see.
4. Each player places a marker on the matching square on his/her card.
5. The winner is the first person to get three markers in a row horizontally, vertically, or diagonally.
6. Dump the markers and start over. Players can trade cards if they wish.
7. Prizes are not necessary; kids love learning and playing games just for the fun of it.




Directions for 2x2 cards:

1. Give each player a card and a handful of markers.
2. The leader draws a calling card, reads the statement, and holds the card up for everyone to see.
3. Each player with a square matching the calling card places a marker on that square.
4. The winner is the first person to mark all four squares on his/her card.
5. Dump the markers and start over. Players can trade cards if they wish.
6. Prizes are not necessary; kids love learning and playing games just for the fun of it.




[Total: 0 Average: 0/5]




Jesus hears my prayers



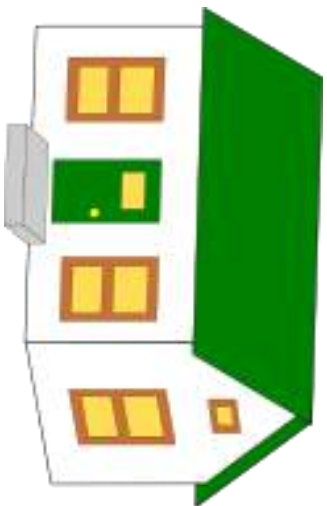
Jesus died for me on the cross




Jesus gives me pets to play with



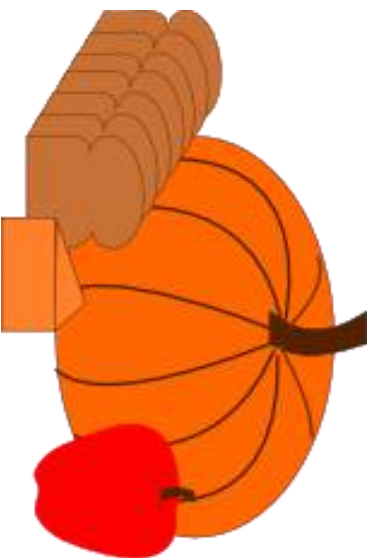
Jesus gives me the Bible to read



Jesus gives me a home and a family



Jesus gives me clothes to wear



Jesus gives me good food to eat



Jesus gives me the world to live in




Jesus Loves Me!





Jesus Loves Me!






Jesus Loves Me!






Jesus Loves Me!






Jesus
Loves Me!





Jesus Loves Me!






Jesus Loves Me!






Jesus Loves Me!





Jesus Loves Me!





Jesus Loves Me!






Jesus Loves Me!







Jesus Loves Me!




♥ Jesus Loves Me! ♥




♥ Jesus Loves Me! ♥




♥ Jesus Loves Me! ♥



♥ Jesus Loves Me! ♥




♥ Jesus Loves Me! ♥




♥ Jesus Loves Me! ♥




♥ Jesus Loves Me! ♥





♥ Jesus Loves Me! ♥




♥ Jesus Loves Me! ♥




♥ Jesus Loves Me! ♥




♥ Jesus Loves Me! ♥




♥ Jesus Loves Me! ♥




♥ Jesus Loves Me! ♥




♥ Jesus Loves Me! ♥




♥ Jesus Loves Me! ♥




♥ Jesus Loves Me! ♥




♥ Jesus Loves Me! ♥




♥ Jesus Loves Me! ♥



♥ Jesus Loves Me! ♥



♥ Jesus Loves Me! ♥



♥ Be Mine ♥

We love, because He first
loved us.
1 John 4:19

Just as the Father has loved
Me, I have also loved you; abide
in My love.
John 15:9



"I love You, O LORD,
my strength."
Psalms 18:1

"I love those who love me; And
those who diligently seek me will
find me."
Proverbs 8:17



This is My commandment,
that you love one another,
just as I have loved you.
John 15:12




But now faith, hope, love,
abide these three; but the
greatest of these is love.
1 Corinthians 13:13

*Beloved, if God so loved us, we
also ought to love one another.
1 John 4:11*



A new commandment I give
to you, that you love one
another, even as I have
loved you, that you also
love one another.
John 13:34



Beloved, let us love one another,
for love is from God; and
everyone who loves is born of
God and knows God.
1 John 4:7



Let all that you do be done in
love.
1 Corinthians 16:14



Who Do I Love? Who Loves Me? Early Reader Booklet

 ministry-to-children.com/who-do-i-love-who-loves-me-early-reader-booklet

Felicia Mollohan

February 1,
2015

Valentine's Day is coming up and I wanted to give my early readers a book that they can read as well as be the illustrator for. So I wrote this "Who Do I Love? Who Loves Me?" book. It is a repetitious book that uses the words I, love, loves, me, and my, along with people who they love, including: Jesus, mom, dad, grandma, grandpa, brother, sister, friend, family, church, and teacher.

[Click here to download this booklet](#)

Use which pages you want to use with your students. You may need to make extra copies of certain pages depending on the children in your class and their families. I have included a page that you can add in different names so that all of your children can name all of the people that they love; for example: nana, papa, aunt, uncle, etc.

Don't miss these related ideas from our website:

Who
Do I
Love?



Who
Loves
Me?

I love Jesus.
Jesus loves me.

I love my mom.
My mom loves me.

I love my dad.
My dad loves me.

I love my grandma. My grandma loves me.	I love my grandpa. My grandpa loves me.
I love my brother. My brother loves me.	I love my sister. My sister loves me.

I love my friend. My friend loves me.	I love my family. My family loves me.
I love my church. My church loves me.	I love my teacher. My teacher loves me.

I love my _____.
My _____ loves me.

I love my _____.
My _____ loves me.

I love my _____.
My _____ loves me.

I love my _____.
My _____ loves me.

John 3:16

for God so lo **V**ed the world
that He g **A**ve His
on **L**y Son that
whoever b **E**lieves
i **N** Him
should no **T**
per **I**sh but have
eter **N**al
lif **E**

God loves
you!

Ministry-To-Children



Jesus
loves

Me





We hope you enjoy this free resource from [Sunday School Works!](http://SundaySchoolWorks.com)

Our mission is to help you make the most of every Sunday in your class. That's why all our material is 100% free and we share all the best curriculum from around the Internet.

You can reach us directly editor@sundayschool.works

Best Sunday School Curriculum & Resources

Let's make Sunday School great again! Here are some of the best resources to help you get started:

1. [Sunday School Lessons](#)
2. [Coloring Pages for Sunday School](#)
3. [Sunday School Crafts](#)
4. [Bible Games for Sunday School](#)



We are proud to partner with Ministry-To-Children.com to share all the best free online [Sunday School curriculum](#) for kids. Don't miss their latest [children's ministry](#) ideas!