

Lesson: Jesus Battles The Devil and Temptation (Matthew 4:1-11) for Kids

 ministry-to-children.com/jesus-temptation-lesson

Tony Kummer

April 30,
2008

Children's Church Lesson: Jesus Battles The Devil

Text: Matthew 4:1-11

Learning Objectives: After this lesson, children will demonstrate knowledge of the three temptations of the Devil used against Jesus ... by choosing them from a list of possible answers.

Target Age: Kindergarten – 5th

Items Needed:

Marked Bible for this passage. Prepare the copy in advance by highlighting the significant points to emphasize. Underlining words or ideas that will need additional explanation. I typically make small notes in the margin.

Explanation: This passage is often overlooked in children's curriculum. But it is a great chance to show the importance of memorizing scripture. It also shows the how weak the Devil is compared to Jesus. Use our free lesson to teach about the Temptation of Jesus for kids.

Bible Lesson Teaching Plan

Hook

Who was the first person the Devil ever tricked? What happened? What was God going to do about it? Remind the children that when Adam sinned it brought death into the world. It made all of Adam's children (that's us) to be enemies of God. But God was sending Jesus to save sinners. So the Devil was trying to trick Jesus more than anyone else – ever!

Book

Active Listening: Say, "Today we are going to learn about the time Jesus battled the Devil. This story is from Matthew 4. I want you to listen carefully for the three tricks the devil tries to use on Jesus and how God's Son fights back.

Read (and summarize) Matthew 4:1-11. (Read with emotion and pause often to engage the

children with the reading.) Remind the children that Jesus knew his special mission to die on the cross. But if Jesus fell into sin he could not save us! So Jesus always had to obey God. Be sure to emphasize the three tricks you asked the children to listen for:

1. Stones to bread – not trusting God, not waiting for God.
2. Jump off the Temple – wanting to get famous.
3. Get all the kingdoms by worshiping the devil – wanting to get power.

Ask for reports. The children should be able to repeat back the three points you emphasized. Say, "This story shows us how Jesus used his fighter verses (memory verses) to fight against the Devils tricks."

Matching: Match Jesus response to the right temptation. Read the response Jesus gave and have the children recall which trick he was fighting.

- You shall worship to Lord your God and him only shall you serve. #3
- You shall not put the Lord your God to the test. #2
- Man shall not live by bread alone, but by every word that comes from the mouth of God. #1

Test: Ask the children to stand up if the tricks you read were the one's that Jesus had to battle in the story. If not from the story have them cross their arms.

- Turn these stones into break.
- Turn this water into wine.
- Jump off the temple.
- Do not obey your parents.
- Get power over all the kingdoms by worshiping the Devil.

Look: Ask the children to think of some tricks the Devil might use on people they know.

Took: How can they fight against these tricks?

- Use fighter verses
- Ask Jesus for help, he already beat the Devil

Need more help? Browse my free [Children's Church Curriculum](#) or Sunday School Lessons. You can also find many [Bible crafts](#) online.

How2pray




THE WHEN...


Lead us not into

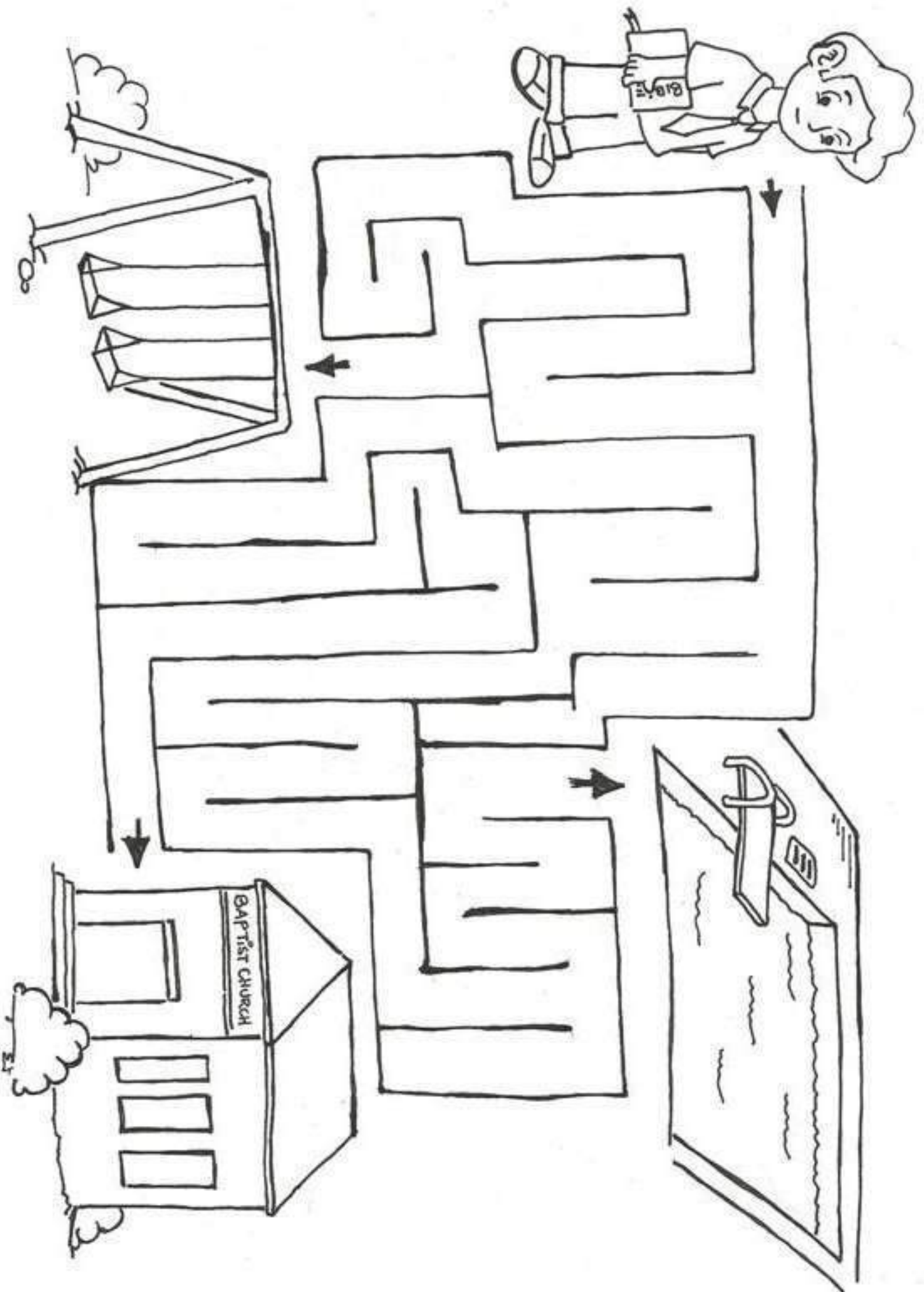


temptation



- 1 = Red
- 2 = Blue
- 3 = Yellow
- 4 = Green
- 5 = Brown
- 6 = Grey
- 7 = Orange





Name: _____

JESUS' TEMPTATION TO SIN

ACTIVITY PAGE

BRAINSTORM...

What does the word temptation mean? (You may look it up in a dictionary, but use your own words.)

Write down five things that can be a temptation:

- 1.
- 2.
- 3.
- 4.
- 5.

From your list, circle the temptation that's hardest for you. What can you do to battle your hardest temptation?

BIBLE STUDY

The following verses comfort us and/or tell us how we can beat temptation. Look up each verse and write out the words:

1. 1 Corinthians 10:13 –

2. Matthew 26:41 –

3. Hebrews 4:15 –

Which of these verses give you the most comfort in dealing with temptation?

Challenge yourself and see if you can memorize that verse this week!

Craft Ideas on the Temptation of Christ

Faith Focus First...and Always! Positive Reminders to Dwell on
Craft Ideas for the Temptation of Christ

Young children might not easily understand the concept of temptation...they don't always have the same temptations as adults, but certainly still sometimes fall sway to doing what they shouldn't. The focus, then, is to communicate to kids how important it is to focus on positive things. These crafts aim to do just that. One is a "target practice" dart game, meant to distract young minds from negative elements and re-direct attention to things of God. The other craft is a simple vehicle for holding and keeping Bible verses, to remember that God's Word is the true "bread" of our lives.

More Help for Teaching on the Temptation of Christ

- [Jesus is Tempted \(Matthew 4:1-11\) Sunday School Lesson](#)
- [Lesson: Jesus Battles The Devil and Temptation \(Matthew 4:1-11\)](#)
- [Jesus is Tempted Preschool Bible Lesson - Ministry-To-Children](#)
- [Children's Sermon on the Temptation of Jesus](#)

Bible Verses or Craft Captions to Consider...

But (Jesus) answered, "It is written,

"Man shall not live by bread alone,

but by every word that comes from the mouth of God." -Matthew 4:4

Jesus said to them, "I am the bread of life; whoever comes to me shall not hunger, and whoever believes in me shall never thirst. -John 6:35

Finally, brothers, whatever is true, whatever is honorable, whatever is just, whatever is pure, whatever is lovely, whatever is commendable, if there is any excellence, if there is anything worthy of praise, think about these things.

"Not by Bread Alone"

"Loaf of Love... verses to encourage"

"Fight Temptation with a positive target!"




Copyright © [Ministry-To-Children.com](#) – Permission granted for any non-profit use. Written by [Kristin Schmidt](#) . Illustrations from [ChristianClipArts.com](#) Scripture quotes from the Holy Bible, New International Version®, NIV® Copyright ©1973, 1978, 1984, 2011 by Biblica, Inc.®

Craft one: “Temptation Target”

You will need:

- Scissors
- Construction paper
- Paper plates
- Markers or decorating materials
- Glue and/or tape
- Popsicle sticks



Procedure:

1. Decorate the paper plate to look like a target. Draw several circles, one inside the other.
2. In each circle, write positive things to occupy time and attention. Decorate with color or stickers as desired.
3. Glue a popsicle stick cross in the “bullseye” section, to remind students to keep Christ first and foremost.
4. If you would like to hang the craft, attach a string or pipe cleaner to the back side.
5. Using construction paper, write down things that might be tricky or tempting. Crumple the paper and use as “ammunition” to throw at the target. Plan on doing one of the positive options that the target offers, according to where the “dart” hits!



Craft Two: "Scripture Slices"

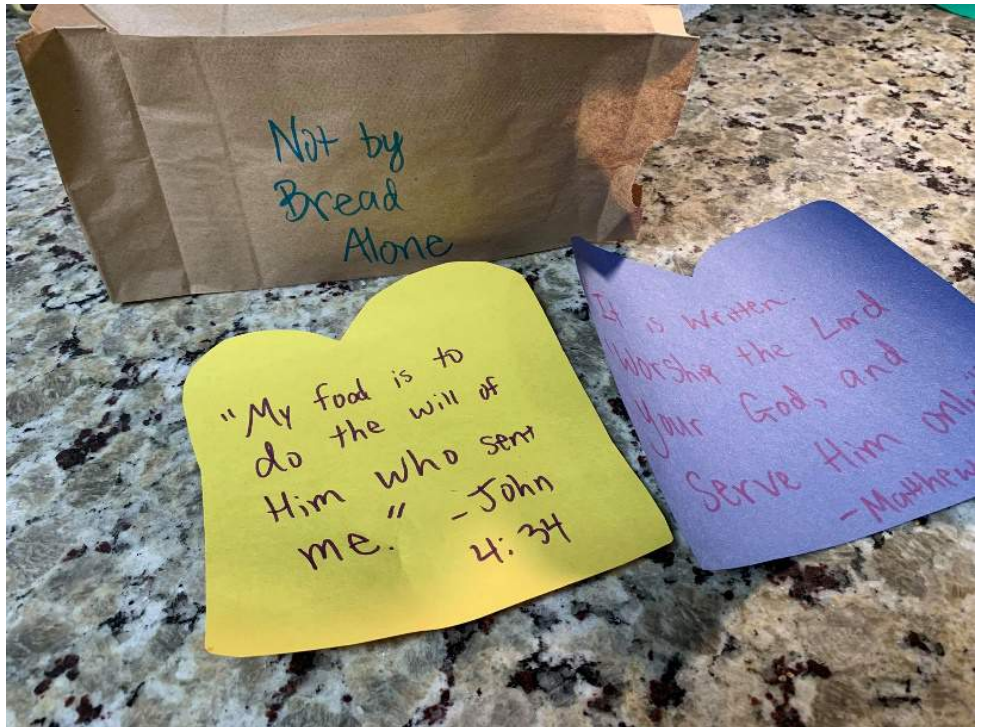
You will need:

- Paper bags
- Scissors
- Construction paper or cardstock
- Glue and/or tape
- Decorative materials (markers, crayons, stickers)



Procedure:

1. Decorate the paper bag to make a "loaf" reminiscent of a bread loaf. Add a caption (written or printed) and additional décor as desired.
2. Cut the construction paper or cardstock to look like slices of bread.
3. Write or cut and paste Bible verses on each "slice" of paper.
4. Carefully place the verse "slices" inside the loaf bag.
5. Partially seal the bag, but allow it to be opened for browsing and reading verses.



“Not by Bread Alone”

Children’s Sermon Object Lesson on the
Temptation of Christ in Matthew 4:1-11



Children’s Message: Not by Bread Alone

The Temptation of Jesus

Main Objective: Young children might not be tempted by some of the same things that adults experience, but they can certainly understand the difficulty in doing what they should. The focus of this message is to briefly describe the concept of temptation, and to offer kids positive things on which to focus.

Law/Gospel Theme: Jesus lived a life free from sin, but He was still tempted by Satan. Wanting to do wrong is not always bad, as long as we don’t fall sway to the temptation. Because Jesus went through temptation and overcame it, He is able to sympathize with our struggles and help in times of trouble.

Optional Materials: Some kind of treat or “tempting” item (edible or otherwise); list of rules (optional).

Bible Passage: Matthew 4:1-11

More Help for Teaching on the Temptation of Christ

- [Jesus is Tempted \(Matthew 4:1-11\) Sunday School Lesson](#)
- [Lesson: Jesus Battles The Devil and Temptation \(Matthew 4:1-11\)](#)
- [Jesus is Tempted Preschool Bible Lesson - Ministry-To-Children](#)

Message Note: As with most messages, the details of how you choose to communicate this are adaptable and should cater to timing as well as to your audience and student needs. Your “temptation” could be a treat, or it could be as simple as holding up a shiny object and telling kids NOT to look at it. Use your judgment and ideas to best serve students.



Copyright © [Ministry-To-Children.com](#) – Permission granted for any non-profit use. Written by [Kristin Schmidt](#) . Illustrations from [ChristianClipArts.com](#) Scripture quotes from the Holy Bible, New International Version®, NIV® Copyright ©1973, 1978, 1984, 2011 by Biblica, Inc.®

Children's Sermon "The Temptation of Christ" Object Lesson

Greet the children, holding a bag of something fun and exciting, and likely edible.

Hello, children of God! How are you?

I would like you to help me with something today... I have this bag of homemade chocolate chip cookies (*again, this could be another treat, or a toy or other item*). Would you like one?

Well, I am going to give each of you a cookie to hold...but DON'T eat it! You can touch it, you can feel it, but don't eat it. Why don't you smell it? Does it smell tasty? Do you think you would like to eat it? Don't eat it, though! Is your mouth watering yet? You might be getting tempted to take a bite...

Have you ever heard of the word "temptation"? Do you know what it means? Being tempted means you want to do something you are not supposed to do. Right now, you might be tempted to take a bite of that cookie. Well, eating cookies is not necessarily wrong, but if I specifically told you not to do it, then you should probably not be doing it, right?

Sometimes it's tempting to disobey, or to not listen well to our parents. What are some rules you might have at home? (*Allow kids to share examples of rules. Optional: hold up list of rules or procedures for something.*)

Now, you might be tempted to skip some of those rules, or to do something other than what you should be doing. Maybe one of the rules doesn't sound fun, and you'd like to do something else. It can be hard to be obedient. In fact, on our own power, it's downright near impossible! But guess what? We don't have to obey everything perfectly on our own power. Jesus took care of that, and we can rely on HIS power!

Did you know that Jesus faced temptation? It was in our Gospel lesson today, as a matter of fact! He went out into the desert, and for a long time He didn't have anything to eat. Well, that made Him pretty hungry, and Satan picked that time to try to make Him do things He knew He was not supposed to do. These were things that might not have been bad if God instructed it, but Jesus knew He couldn't listen to Satan for directions. Being tempted is not a sin, but giving in to temptation is. Jesus did not give in, though.



Do you know what He used to get rid of the Devil? He used Bible verses! He told Satan that He was not just going to rely on His physical body, but on the Word of God. He threw out Scripture like arrows, and it hit those temptations and eventually made Satan run away!

Now, it can be hard to do the right thing. But we know that Jesus lived a perfect life, and died for us so that we can live. Jesus faced temptation, so He knows what it's like when we are having a tough time trying to obey. What do you think we can do when we are tempted to do the wrong thing? (*Take suggestions.*)

Yes! We can pray to God for help, and we can read our Bibles. And we can also focus on positive things in our lives. The best way to fight off a negative temptation is to focus on something wonderful instead. Why don't we pray for help with that right now? Oh, and afterwards, you may eat your cookies...

(Optional: after prayer, let kids enjoy their treats.)

Children's Prayer Moment

(Have kids repeat each line)

Dear God,

Thank you for sending Jesus to live a perfect life

Thank you that He can help us when we are tempted

Help us to do the right thing

To love, serve, and obey you

Thank you for the love of Jesus

We love you, God!

In Jesus's name, Amen!



Copyright © Ministry-To-Children.com – Permission granted for any non-profit use. Written by [Kristin Schmidt](http://KristinSchmidt.com). Illustrations from ChristianClipArts.com. Scripture quotes from the Holy Bible, New International Version®, NIV® Copyright ©1973, 1978, 1984, 2011 by Biblica, Inc.®

Matthew 4:1-11 New International Version (NIV) Jesus Is Tested in the Wilderness

⁴ Then Jesus was led by the Spirit into the wilderness to be tempted by the devil. ² After fasting forty days and forty nights, he was hungry. ³ The tempter came to him and said, “If you are the Son of God, tell these stones to become bread.”

⁴ Jesus answered, “It is written: ‘Man shall not live on bread alone, but on every word that comes from the mouth of God.’”

⁵ Then the devil took him to the holy city and had him stand on the highest point of the temple. ⁶ “If you are the Son of God,” he said, “throw yourself down. For it is written:

“He will command his angels concerning you,
and they will lift you up in their hands,
so that you will not strike your foot against a stone.”

⁷ Jesus answered him, “It is also written: ‘Do not put the Lord your God to the test.’”

⁸ Again, the devil took him to a very high mountain and showed him all the kingdoms of the world and their splendor. ⁹ “All this I will give you,” he said, “if you will bow down and worship me.”

¹⁰ Jesus said to him, “Away from me, Satan! For it is written: ‘Worship the Lord your God, and serve him only.’”

¹¹ Then the devil left him, and angels came and attended him.



We hope you enjoy this resource. Everything from Ministry-To-Children.com is 100% free to copy & use in ministry. I'm Tony Kummer - I started this website in 2007, but God is using it beyond my imagination. The mission is simple.



Help you tell kids about Jesus!

Our team is honored that you choose our material. Thank you for ... serving where God has placed you - telling children about Jesus – and allowing us to be a part of your mission.

We depend on [reader donations](#) to keep the website growing! If this material was a blessing to you, please pray about become a supporter of our work.

If you are not inclined to give, please consider the following:

1. Comment on the website to encourage our authors.
2. Link to us from your blog or church website.
3. Share our posts on Pinterest or Facebook.
4. Tell a friend to google "[Ministry to Children.](#)"
5. Add me (and our team) to your personal prayer list.

Our website now has over 4,000 free resources for your children's ministry. Each month we're adding even more! Here are a few popular sections:

Over 400 Printable [Bible Coloring Pages](#) -- ministry-to-children.com/bible-coloring-pages/

Over 800 [Bible Lessons](#) and Complete [Sunday School Curriculum](#)

ministry-to-children.com/lessons/ -- ministry-to-children.com/sunday-school-lessons/

New [Children's Sermons Object Lessons](#) -- ministry-to-children.com/more-free-kids-sermons/

[Sunday School Games](#), [Bible Crafts](#), and [Worship Songs for Kids](#)

ministry-to-children.com/music/--- ministry-to-children.com/kids-sunday-school-games/

ministry-to-children.com/sunday-school-crafts/

Don't miss our new sister site [Sunday School Works!](#) -- <https://sundayschool.works/>

