
“Jesus is Alive ... Recognize It”

Home Sunday School Lesson on Luke 24:13-35 and Jesus’ Appearance on the Road to Emmaus



Jesus is Alive...Recognize it!

“In Home” Sunday School Suggestions for Post-Resurrection Appearances

Easter isn’t over...it has just begun! We continue to celebrate Christ’s resurrection with this lesson, as we see His unexpected encounter with disciples on the road to Emmaus. These activities bring the story to life and emphasize how we can find daily blessings in our lives, if our eyes are open for them.

Lesson focus: Sometimes things in our lives don’t make sense to us. Even if we know God is at work, we have a difficult time understanding what He might be doing. In this lesson, we recognize that God’s big plans will come through, no matter what we can recognize immediately. Jesus revealed who He was to disciples, when they were ready and willing to comprehend. So we, too, can see His hand, if we are ready to look for it. Blessings are all around us if we expect them.

Passage: Luke 24:13-35

Target Audience: Kindergarten-6th grade (or whoever you might have at home!)

Materials Needed: Construction paper, markers, stickers, popsicle sticks, toilet paper rolls, glue, scissors, masking tape, card stock, pull-apart rolls, fruit by the foot, blindfolds, magnifying glasses, hard-boiled eggs (all optional, depending which activities you choose to use).

More Teaching Ideas

- See more lessons and ideas on our website about [the Road to Emmaus](#)
- See more video resources for teaching kids about [Jesus on the Road to Emmaus](#).
- [Craft ideas for teaching the Road to Emmaus](#)
- Read background about the [Road to Emmaus appearance](#) after Jesus’ Resurrection on Wikipedia.



Lesson Introduction and Game

Lesson Opening: A story “on the road” makes for some fun related crafts, activities, and snacks. As you prepare to explore the story of the disciples on the Road to Emmaus, consider some ideas related to sight, travel, or things in hiding. To get started, select from one of the following openers, or make up one of your own!

- Make a road map! This could be a simple map of your town, showing given locations, or it could be a treasure hunt of sorts.
- This story has to do with recognizing someone...see if kids can recognize a song or a voice, without seeing it. Depending on how many people are around, this could be done with a blindfold and people in the room, or it could be staged using a computer or phone.
- Build a Bible verse puzzle...take a memory verse and break it down into words or phrases. Hide the words around a room or house, and have students hunt for them. After finding the pieces, have them put them together to build the verse.
- Play “I Spy,” using a book or objects around a room.
- Look at items far away and up close, using binoculars or a magnifying glass.
- How observant are you? Place a variety of items on a table. Have students look at them for a designated time, and then cover them up and see how many kids can recall.
- Play “Follow the Leader” or “Red light, green light.”
- Make a fun “on the road” snack. Spread a celery stick or graham cracker with some peanut butter, cream cheese, or frosting, to create a “road.” Place teddy grahams or gummy bears as “people” to walk along the road. Or enjoy a “fruit by the foot” roll, since the disciples were walking. In honor of the breaking of bread, you could also enjoy some tasty pull-apart rolls, or a loaf of crusty bread.

After a couple of fun activities, introduce the story by explaining that it takes place right after Easter. Reflect back on the events of Easter and discovery of the empty tomb. After Jesus rose from the dead, He appeared to people. This story is about one of those special visits.

Ask: Has there ever been something you didn’t understand right away, and figured out later? What helped you to understand?



Jesus Appears on the Road to Emmaus

Bible Lesson (Luke 24:13-16)

As always, how you choose to experience the story will vary according to the ages and abilities of your children (and how many are participating). For younger children, you may wish to use a children's or storybook version of the Bible, and explain details as you go. Older kids can take turns helping to read the story. You can also make this interactive, and encourage everyone to get in on the action. You might find a short video version to reinforce it. Or even have students draw as you go...it's all up to the kids and their learning styles.

That very day two of them were going to a village named Emmaus, about seven miles^[a] from Jerusalem, ¹⁴and they were talking with each other about all these things that had happened. ¹⁵While they were talking and discussing together, Jesus himself drew near and went with them. ¹⁶But their eyes were kept from recognizing him. -Luke 24:13-16

The "two of them" refers to a couple of followers of Jesus. We aren't entirely sure exactly who they were (though one is named), but they must have been close to what Christ did. In this scene, they are walking along and probably feeling pretty disappointed, and maybe a little confused.

Ask: How would you feel if you had known about the death of Jesus, and then heard people talking about Him being alive?

Explain that Jesus came up with them, but for some reason, they didn't know it was Him.

And he said to them, "What is this conversation that you are holding with each other as you walk?" And they stood still, looking sad. ¹⁸Then one of them, named Cleopas, answered him, "Are you the only visitor to Jerusalem who does not know the things that have happened there in these days?" ¹⁹And he said to them, "What things?" And they said to him, "Concerning Jesus of Nazareth, a man who was a prophet mighty in deed and word before God and all the people, ²⁰and how our chief priests and rulers delivered him up to be condemned to death, and crucified him. ²¹But we had hoped that he was the one to redeem Israel. Yes, and besides all this, it is now the third day since these things happened. ²²Moreover, some women of our company amazed us. They were at the tomb



early in the morning,²³ and when they did not find his body, they came back saying that they had even seen a vision of angels, who said that he was alive.²⁴ Some of those who were with us went to the tomb and found it just as the women had said, but him they did not see.” -Luke 24:17-24

Jesus asks these men why they seem sad. Ironically, they proceed to tell Jesus about Himself, describing what has happened and how He died. Does it sound like these disciples believed that the women really saw Him alive? Likely, they were skeptical for a variety of reasons. In those days, women were not always respected or trusted. The disciples had not seen Jesus themselves, and they didn't understand what had been told about Him. They were probably feeling a lot of grief and confusion. The last thing they anticipated was that Jesus would be walking right beside them! So the Lord Himself explained...

And he said to them, “O foolish ones, and slow of heart to believe all that the prophets have spoken!²⁶ Was it not necessary that the Christ should suffer these things and enter into his glory?”²⁷ And beginning with Moses and all the Prophets, he interpreted to them in all the Scriptures the things concerning himself. -Luke 24:25-27

Jesus here goes back through the Bible and explains what should already been known. He tells the men how His own coming had been told throughout Scripture and Prophets. When Jesus was alive, the signs of who He was were often not recognized. Now, after His death, it might have seemed like the followers put their hope in the wrong thing. But Christ is patient, and takes time to go over who He is again. Yet somehow the disciples still don't quite comprehend who they are talking to.

***Ask:** When have you felt disappointed about something? Have you ever talked to someone important, and not realized who they were at first?

So they drew near to the village to which they were going. He acted as if he were going farther,²⁹ but they urged him strongly, saying, “Stay with us, for it is toward evening and the day is now far spent.” So he went in to stay with them.³⁰ When he was at table with them, he took the bread and blessed and broke it and gave it to them.³¹ And their eyes were opened, and they recognized him. And he vanished from their sight.³² They said to each other, “Did not our hearts burn within us while he talked to us on the road, while he opened to us the Scriptures?”³³ And they rose that same hour and returned to Jerusalem. And they found the eleven and those who were with them gathered together,³⁴ saying, “The Lord has risen indeed, and has appeared to Simon!”³⁵ Then they



told what had happened on the road, and how he was known to them in the breaking of the bread. -Luke 24:28-35

So what finally convinced these guys? Maybe they had dined with Jesus before. Maybe Jesus allowed them to finally see. Once they understood, though, they certainly would never be the same again. Everything suddenly made sense. Have you ever seen a movie or read a book that seemed completely mysterious, and then a plot twist or conclusion helped things all come together in a grand “aha” moment? That must have been what they experienced here. All of the sorrow and confusion were brought into the light.

What does this mean for us? Well, sometimes things happen to us that can't be understood or explained until later. Maybe we go through a hard time, and later on that helps someone else experiencing the same thing. Maybe we are running late, but it helps avoid a car accident. Maybe we lose something we wanted, but gain something even greater. Sometimes we don't understand why things happen, and we might not truly understand until we get to Heaven. But we know God is working. He promises us that He is always working for the good of those who love Him (Romans 8:28). We don't always recognize what He is doing. Sometimes He uses people around us, or events, to help work out His ways. We need to remain in prayer to God, and in the Bible. We can keep an eye out for how He might be working, and ask Him to use us for His purposes, too!

Crafts: Homemade puzzle, puppets on the road, binoculars, word search



“Blessings in Disguise”

Children’s Sermon Object about the Road to Emmaus



Children’s Message: Blessings in Disguise

Jesus on the Road to Emmaus and God’s Work in our Lives

Main Objective: The main point of this message relates to current events in a timely way. Challenging things are happening in our world, and it’s difficult to understand why. We have to trust that God is at work, and that He has a plan in all things. The disciples on the road to Emmaus didn’t recognize Jesus at first, and when He explained things to them, all of the pieces fell into place. We don’t always recognize what Jesus is doing in our lives, but one day we will see Him face to face. Meanwhile, we can look for how He is working through those around us, and commit to daily prayer and Bible study.

Law/Gospel Theme: We sometimes develop a punishment/reward mentality that would have us assume good things happen to good people, and vice versa. We wonder why we struggle or suffer, and think perhaps we should strive to give ourselves better lives. While sin is responsible for pain in the world, we need to recognize that God is always in control. Because of the work of Jesus, we are promised salvation. Even though our current lives are still difficult and we don’t understand why, we can still trust that He is at work.

Optional Materials: Disguise (mask, hat, glasses, etc.)

Bible Passage: Luke 24:13-35

Message Note: As with most messages, the details of how you choose to communicate this are adaptable and should cater to timing as well as to your audience and student needs. Use your judgment and ideas to best serve students.

More Teaching Ideas for the Road to Emmaus

- See more lessons and ideas on our website about [the Road to Emmaus](#)
- See more video resources for teaching kids about [Jesus on the Road to Emmaus](#).



Children's Sermon about Jesus Appearance on the Road to Emmaus

Greet children, wearing some form of disguise, as simple or elaborate as you prefer.

Hello, children of God!

Do you know who I am? I'll bet you can't recognize me through this amazing disguise, right? Do you need some clues? Can you tell by the sound of my voice, maybe?

Well, okay, maybe you don't need clues. You probably knew it was me all along, because you were expecting it to be me. You knew I'd be here, so even with some different things added to my appearance, you figured out what was going on.

Sometimes, though, things in life aren't that obvious. Sometimes we can get confused and perplexed by what happens to us, and it takes awhile to understand what God is doing for us. Even in the Bible, people didn't always recognize the signs God gave them. He sent prophets to explain things that would happen, but even when the signs they told came true, not everyone understood. After Jesus rose from the dead, He visited people, but they didn't always know right away who He was. Now, it's possible that Jesus looked a little bit different after the Resurrection. It's also possible that people weren't expecting Him to be alive, and didn't understand what God had done, even though Jesus Himself had told them what would happen.

his happened in today's Gospel. A couple of disciples were walking along a road, and they were feeling sad that Jesus had died. Jesus showed up and started walking with them, but they didn't know right away that it was Him. He started asking questions about what they were discussing, and they explained how upset they were over the death of Jesus. Then Jesus started to describe to them how the prophets and Scripture had predicted what would happen. He told the disciples about Himself! Well, they invited Jesus to stay for supper, and as He was breaking the bread, they suddenly realized who He was! Their eyes were open and they were filled with joyful enthusiasm.

Sometimes things in our lives are disguised, in a way. We don't always recognize or understand things that God is doing. We might encounter difficult situations or circumstances and feel confused about why God would allow something like that to happen. We can trust that God is at work, but we might still face challenges. We won't always find out right away why we have



such trouble in our lives. We might not even understand until Heaven. But God promises that He is working things for our good. We cling to the hope that even hard things can bring blessings. We can also cling to the best news of all: unlike the disciples on the road, we do know that Jesus came back to life. We have the whole picture of the Bible, and we know that He was sent by God to die and come back to life, so that we can have eternal life with Him! We rest assured that our sins are covered, and that one day all things will be made new.

Meanwhile, we can keep an eye out for blessings. We remain in prayer and Bible study every day, so that we won't miss out on the work God does in our lives. We recognize that sometimes God uses other people around us, as well as situations and circumstances, and that He is demonstrating love and strengthening us, even when things are tough. He is faithful and steadfast, so we can gain strength and hope in Him!

Children's Prayer Moment:

(Have kids repeat each line)

Dear God,

Thank you that we can celebrate Jesus

Thank you for all He did for us

And all that He continues to do

Help us to trust in you

Even when we don't understand what's happening

We know you work things for good

Thank you for your love

We love you, God!

In Jesus name, Amen!



Luke 24:13-35 English Standard Version

(ESV) On the Road to Emmaus

That very day two of them were going to a village named Emmaus, about seven miles from Jerusalem, ¹⁴and they were talking with each other about all these things that had happened. ¹⁵While they were talking and discussing together, Jesus himself drew near and went with them. ¹⁶But their eyes were kept from recognizing him. ¹⁷And he said to them, “What is this conversation that you are holding with each other as you walk?” And they stood still, looking sad. ¹⁸Then one of them, named Cleopas, answered him, “Are you the only visitor to Jerusalem who does not know the things that have happened there in these days?” ¹⁹And he said to them, “What things?” And they said to him, “Concerning Jesus of Nazareth, a man who was a prophet mighty in deed and word before God and all the people, ²⁰and how our chief priests and rulers delivered him up to be condemned to death, and crucified him. ²¹But we had hoped that he was the one to redeem Israel. Yes, and besides all this, it is now the third day since these things happened. ²²Moreover, some women of our company amazed us. They were at the tomb early in the morning, ²³and when they did not find his body, they came back saying that they had even seen a vision of angels, who said that he was alive. ²⁴Some of those who were with us went to the tomb and found it just as the women had said, but him they did not see.” ²⁵And he said to them, “O foolish ones, and slow of heart to believe all that the prophets have spoken! ²⁶Was it not necessary that the Christ should suffer these things and enter into his glory?” ²⁷And beginning with Moses and all the Prophets, he interpreted to them in all the Scriptures the things concerning himself.

²⁸So they drew near to the village to which they were going. He acted as if he were going farther, ²⁹but they urged him strongly, saying, “Stay with us, for it is toward evening and the day is now far spent.” So he went in to stay with them. ³⁰When he was at table with them, he took the bread and blessed and broke it and gave it to them. ³¹And their eyes were opened, and they recognized him. And he vanished from their sight. ³²They said to each other, “Did not our hearts burn within us while he talked to us on the road, while he opened to us the Scriptures?” ³³And they rose that same hour and returned to Jerusalem. And they found the eleven and those who were with them gathered together, ³⁴saying, “The Lord has risen indeed, and has appeared to Simon!” ³⁵Then they told what had happened on the road, and how he was known to them in the breaking of the bread. -[Luke 24:13-35 ESV](#)



Road to Emmaus Craft Ideas

The Risen Messiah...Revealed! Craft Ideas for The Disciples on the Road to Emmaus

The stories of Jesus and His post-resurrection appearances remind us that we don't always understand or recognize what God is doing in our lives. Sometimes things we experience are a bit like puzzle pieces, and we don't have the full picture immediately. If we trust God, though, we can rest assured that He is working for our blessing and benefit. These craft ideas offer reminders of the story and the principles of God's power and control. Feel free to adjust as necessary. Happy crafting!

Bible Verses or Craft Captions to Consider... (Story: Luke 24:13-35)

And we know that for those who love God all things work together for good, for those who are called according to his purpose. –Romans 8:28

And their eyes were opened, and they recognized him. –Luke 24:31

Keep your eyes open for Jesus!

God is always working...even when life is puzzling!

More Teaching Ideas for the Road to Emmaus

See more lessons and ideas on our website about [the Road to Emmaus](#)



Craft one: “Look for Jesus Binoculars”

You will need:

- Scissors
- Yarn or string
- Markers, stickers, or other decorating materials
- Masking tape
- Hole punch
- Construction paper (optional)
- Toilet paper rolls or paper towel tubes



Procedure:

1. Tape your toilet paper tubes together, perhaps placing a small piece of paper between the tubes to separate them slightly.
2. Add colorful decorations, if desired, with writing, stickers, or pictures.
3. Punch a hole in the sides of the tubes.
4. String yarn through the holes to make the binoculars wear-able.
5. Peer through your “binoculars” and keep an eye out for what God is doing!



Craft Two: “On the Road to Emmaus”

You will need:

- Construction Paper or paper plate
- Glue or tape
- Popsicle sticks
- Scissors
- Markers or crayons



Procedure:

1. Create your disciple “puppets”: print pictures to color, or draw pictures yourself of the men who will be walking the road to Emmaus.
2. After drawing or coloring your men, cut them out and attach to popsicle sticks.
3. Decorate a paper or paper plate with images of the “road” or outside area to set the scene.
4. Cut a slit across the bottom of the paper.
5. Carefully slide the disciples and Jesus into the slit and use the stick to “walk” them across the page on the road.



Craft Three: “Puzzle it Out”

You will need:

- Construction Paper
- Cardboard or cardstock
- Markers or crayons
- Scissors
- Glue
- Stickers or extra decorations



Procedure:

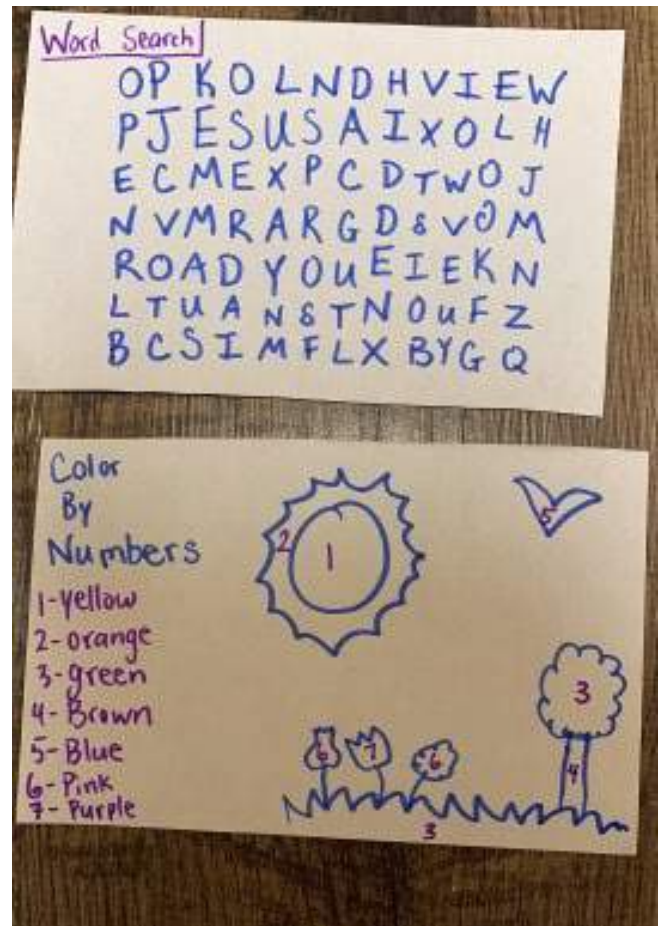
1. Decorate the paper with pictures, words, and plenty of colors.
2. Glue the picture onto a harder surface such as cardboard or cardstock (glue stick recommended). Make sure all parts are securely pasted on.
3. When the glue is dry, cut the picture into pieces, as large or small as you prefer.
4. Scramble up your pieces and have fun putting the puzzle together again!



Copyright © Ministry-To-Children.com – Permission granted for any non-profit use. Written by [Kristin Schmidt](http://KristinSchmidt.com) . Illustrations from ChristianClipArts.com Scripture quotes from the Holy Bible, New International Version®, NIV® Copyright ©1973, 1978, 1984, 2011 by Biblica, Inc.®

Bonus Ideas!

-
- Create a “hidden pictures” challenge by drawing small images to hunt for within a bigger illustration.
- Make your own word search, with various words surrounded by other letters.
- Make a “color by numbers” challenge for someone else to complete: draw a picture in pencil or black and white ink, labeling sections with numbers that correspond to suggested colors.





This lesson was prepared by [Kristin Schmidt](#), who serves at the Epiphany Lutheran Church in Castle Rock, CO.

She has shared her teaching gifts through *Ministry-To-Children* since 2014 and now serves as our lead curriculum writer.

Kristin has a professional background in elementary and pre-school education. A graduate of Biola University, she holds a Master of Education and will receive the Master of Theology degree from Concordia University, Irvine, California, in May

2020. Kristin grew up in southern California and lived the past 10 years in Georgia. She is a long-distance runner and voracious reader.

We hope you enjoy this free resource. Everything from [Ministry-To-Children.com](#) is 100% free to copy & use in ministry. Since 2007, our website has equipped and encouraged churches from around the world. Our mission is simple.

Help you tell kids about Jesus!

Our team is honored that you choose our material. Thank you for ... serving where God has placed you - telling children about Jesus – and allowing us to be a part of your mission.

Our website now has over 4,000 free resources for your children's ministry. Each month we're adding even more! Here are a few popular sections:

- Over 300 Coloring Pages [Bible Coloring Pages](#).
- Over 700 [Bible Lessons](#) and Complete [Sunday School Curriculum](#)
- We post new [Children's Sermons Object Lessons](#) every week.
- [Sunday School Games](#), [Bible Crafts](#), and [Worship Songs for Kids](#)
- Don't miss our new sister site [Sunday School Works!](#)



What Happened on Easter?



On Easter morning
Jesus came back
to life.

This means that
Jesus can give
me new life.

Later he went back
to live in heaven.


I can be happy now
and go to heaven
later.



Why do we have bunnies and eggs as symbols of Easter?

Spring is a time of new life, and this reminds us of our new life in Jesus.

Find the springtime words in the puzzle.



BUNNY

A S T E G G
F L O W E R
T R E E R A
B U N N Y S
C H I C K S




TREE

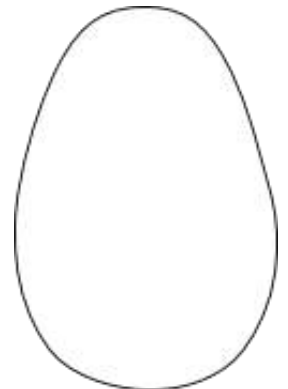


FLOWER


CHICK



GRASS




EGG



Simon * Andrew * James * John * Phil

* James * John * Philip * Bartholomew * Matthew *


* Bartholomew * Matthew * Thomas * James * Simon *



is for
disciple

Mandy Grace '11

Thaddaeus * Judas * Simon * Andrew



is for

Jesus