
“He’ll Be Back!”

Kids Bible Lesson on the Ascension from
Luke 24:44-53; Acts 1:1-11

He’ll Be Back! “In Home” Sunday School Suggestions for the Ascension of Jesus

Up, up, and away...the celebration of the Ascension takes place forty days after Easter, by the church calendar.

Jesus rose from the grave, and after appearing to disciples, rose into Heaven. Why is this important? The Ascension reminds us of who Jesus was, and also brings to mind the importance of how He has gone to prepare a place for us. We await His return, but know that He is with us still in the meantime.

Lesson focus: Jesus gave us special promises prior to His departure for Heaven. He went up to be with God the Father, but He will return someday. We can await that, but can also spread His love to others around us. This lesson looks at the event and promises of the Ascension. Have fun exploring some “science experiments” as well as thought-provoking questions.

Passage: Luke 24:44-53; Acts 1:1-11

Target Audience: Kindergarten-6th grade (or whoever you might have at home!)

Materials Needed: Cotton balls, balloons, raisins, Alka-Seltzer, beanbags, Bible (all optional, depending which activities you choose to use—except for the Bible, you need that for sure).

More teaching ideas about the Ascension of Jesus

- See all our uploads related to the [Ascension of Jesus](#)
- Watch our playlist of [lessons, crafts, and videos about the Ascension](#)
- Print our free [Ascension Sunday School lesson](#)
- Watch our [children’s sermon about the Ascension](#)



Game and Lesson Introduction

Lesson Opening: In this story, the disciples watch as Jesus is taken up into Heaven. He promises them to send a special Holy Spirit helper, and lets them know He will always be with them.

Since Jesus goes up into the sky, you might consider some fun ways to explore clouds or sky.

Here are some potential activities to enjoy...(select the best one for your audience and age group):

- Observe evaporation: set a glass or bowl of water outside. Track how the water level depletes as the day goes on. (Note: this works best in sunny weather.)
- Have some fun tossing things into the air! Play catch with balloons, beanbags, or even water balloons!
- Jesus told the disciples to spread the news about who He was. Spread some joy to others in your neighborhood with chalk messages or posters.
- Make some "clouds" with shaving cream. For younger students, this is a fun opportunity to practice writing letters or numbers. It gets tables nice and clean, too!
- Watch a chemical reaction that involves things rising up. This can be done with baking soda and vinegar, Alka-seltzer tablets, or "dancing raisins". For extra excitement, go OUTSIDE and drop a tube of Mentos into a bottle of soda and watch what happens!

Explain that Jesus promised to prepare a special place for us, and that He will come back for us one day! Meanwhile, He will be with us always. We will read about His departure into Heaven, but we know that He is also present with us in each and every moment.

Ask: Do you think Heaven is a place up in the sky? Can we get there from Earth? Why do you think some people might think they can?



Bible Lesson (Luke 24:44-53; Acts 1:1-11)

The Ascension of Jesus

As always, how you choose to experience the story will vary according to the ages and abilities of your children (and how many are participating). Feel free to act out, read together, or pause as necessary to explain and to think about the accompanying questions. You might read both of these accounts, or just select the one that works best for you.

Read Luke 24:44-53

Then he said to them, "These are my words that I spoke to you while I was still with you, that everything written about me in the Law of Moses and the Prophets and the Psalms must be fulfilled." ⁴⁵ Then he opened their minds to understand the Scriptures, ⁴⁶ and said to them, "Thus it is written, that the Christ should suffer and on the third day rise from the dead, ⁴⁷ and that repentance for the forgiveness of sins should be proclaimed in his name to all nations, beginning from Jerusalem. ⁴⁸ You are witnesses of these things. ⁴⁹ And behold, I am sending the promise of my Father upon you. But stay in the city until you are clothed with power from on high." ⁵⁰ And he led them out as far as Bethany, and lifting up his hands he blessed them. ⁵¹ While he blessed them, he parted from them and was carried up into heaven. ⁵² And they worshiped him and returned to Jerusalem with great joy, ⁵³ and were continually in the temple blessing God. –Luke 24:44-53

Read Acts 1:1-11

In the first book, O Theophilus, I have dealt with all that Jesus began to do and teach, ² until the day when he was taken up, after he had given commands through the Holy Spirit to the apostles whom he had chosen. ³ He presented himself alive to them after his suffering by many proofs, appearing to them during forty days and speaking about the kingdom of God. ⁴ And while staying with them he ordered them not to depart from Jerusalem, but to wait for the promise of the Father, which, he said, "you heard from me; ⁵ for John baptized with water, but you will be baptized with the Holy Spirit not many days from now." ⁶ So when they had come together, they asked him, "Lord, will you at this time restore the kingdom to Israel?" ⁷ He said to them, "It is not for you to know times or seasons that the Father has fixed by his own authority. ⁸ But you will receive power when



the Holy Spirit has come upon you, and you will be my witnesses in Jerusalem and in all Judea and Samaria, and to the end of the earth.”⁹ And when he had said these things, as they were looking on, he was lifted up, and a cloud took him out of their sight.¹⁰ And while they were gazing into heaven as he went, behold, two men stood by them in white robes,¹¹ and said, “Men of Galilee, why do you stand looking into heaven? This Jesus, who was taken up from you into heaven, will come in the same way as you saw him go into heaven.” –Acts 1:1-11

Ask:

- Jesus promised that He would be with us always (Matthew 28:20). How can we remember this, and what might it mean?
- The disciples had to wait for Jesus to send the Holy Spirit. What is something that's tough to wait for? How can we be patient?
- Jesus wanted His followers to tell others about Him. Who can you tell the good news to, and how?
- Why do you think Jesus was visibly taken to Heaven this way? Why not just disappear?

Remind children that in this story, the disciples watch Jesus go up into Heaven. We do not see Jesus from day to day, but we know that He is still with us and loves us. Because of that, we should also love one another and tell others about Christ, as we eagerly await His eventual return.

Crafts: The Ascension is up in the air! Consider some crafts that coincide with the sky theme...”Jesus up in a cup” and “Jesus ascends poster.” (See next page)

Looking for a fun **snack idea** to make and enjoy? Try sampling one of these story-coordinated snacks:

- Enjoy a "cloud" snack with marshmallows! Make S'mores or Rice Krispy Treats, or make a trail mix featuring mini marshmallows.
- Have some edible "sky": blue Jell-o with whipped cream clouds on top.
- In honor of the angels in the story, enjoy some delicious angel food cake!



“The Ascension of Jesus” Craft Ideas

Jesus Lifts off...but He'll be Back! Craft Ideas for the Ascension of Christ

Ascension is an interesting event to celebrate, and can be a fun one to explore with younger children. It might also be slightly confusing, if kids are envisioning a rocket launch into space or a strange helium balloon levitation. Discuss how the disciples might have felt watching Him go. Remind students that Jesus promised to come back someday. Meanwhile, have fun with some cloud-themed crafts, and practice making things “go up,” too!

Bible Verses or Craft Captions to Consider... (Main Text: Luke 24:44-53; Acts 1:1-11)

While he blessed them, he parted from them and was carried up into heaven. ⁵²And they worshiped him and returned to Jerusalem with great joy, ⁵³and were continually in the temple blessing God. -Luke 24:51-53

And while they were gazing into heaven as he went, behold, two men stood by them in white robes, ¹¹and said, “Men of Galilee, why do you stand looking into heaven? This Jesus, who was taken up from you into heaven, will come in the same way as you saw him go into heaven.” -Acts 1:10-11

Jesus went up into Heaven...but He will return someday!

Jesus ascends!

Up into the Clouds... Jesus is preparing Heaven for us!

More teaching ideas about the Ascension of Jesus

- See all our uploads related to the [Ascension of Jesus](#)
- Watch our playlist of [lessons, crafts, and videos about the Ascension](#)
- Print our free [Ascension Sunday School lesson](#)
- Watch our [children’s sermon about the Ascension](#)



Copyright © [Ministry-To-Children.com](#) – Permission granted for any non-profit use. Written by [Kristin Schmidt](#) . Illustrations from [ChristianClipArts.com](#) Scripture quotes from the Holy Bible, New International Version®, NIV® Copyright ©1973, 1978, 1984, 2011 by Biblica, Inc.®

Craft one: “Jesus Ascends” Poster


You will need:

- Construction paper or card stock
- Markers, stickers, or other decorating materials
- Cotton balls
- Glue
- Popsicle stick (optional)
- Glitter (VERY optional)
- Scissors



Procedure:

1. Decorate the paper with a sky scene, adding a hill and stick figure “disciples” or “angels,” as desired. Add verses or captions
2. Cut a vertical line down the center of the paper, leaving about 1-2 inches on each side.
3. Glue cotton balls for clouds at the top of the paper.
4. Color and cut a small paper picture of Jesus. Attach to a stick for ease of movement.
5. Carefully poke “Jesus” through the paper slit and lift up and down while you teach the story elements.



Craft Two: “Jesus goes up in a Cup!”

You will need:

- Plastic, paper, or foam cups
- Paper (construction)
- Scissors
- Markers or crayons
- Glue
- Yarn or string
- Cotton balls or pom poms.



Procedure:

1. Draw and/or color a picture of Jesus. Cut it out and set aside.
2. Glue cotton ball “clouds” onto the cup. Add stickers and verse captions as desired.
3. Carefully poke a hole into the top of the cup.
4. Attach “Jesus” to a piece of string or yarn. Slide the string through the hole in the cup and attach a bead or cotton ball as anchor to one end.
5. Pull the string to see Jesus “ascend” into the clouds!





This lesson was prepared by [Kristin Schmidt](#), who serves at the Epiphany Lutheran Church in Castle Rock, CO.

She has shared her teaching gifts through *Ministry-To-Children* since 2014 and now serves as our lead curriculum writer.

Kristin has a professional background in elementary and pre-school education. A graduate of Biola University, she holds a Master of Education and will receive the Master of Theology degree from Concordia University, Irvine, California, in May

2020. Kristin grew up in southern California and lived the past 10 years in Georgia. She is a long-distance runner and voracious reader.

We hope you enjoy this free resource. Everything from [Ministry-To-Children.com](#) is 100% free to copy & use in ministry. Since 2007, our website has equipped and encouraged churches from around the world. Our mission is simple.

Help you tell kids about Jesus!

Our team is honored that you choose our material. Thank you for ... serving where God has placed you - telling children about Jesus – and allowing us to be a part of your mission.

Our website now has over 4,000 free resources for your children's ministry. Each month we're adding even more! Here are a few popular sections:

- Over 300 Coloring Pages [Bible Coloring Pages](#).
- Over 700 [Bible Lessons](#) and Complete [Sunday School Curriculum](#)
- We post new [Children's Sermons Object Lessons](#) every week.
- [Sunday School Games](#), [Bible Crafts](#), and [Worship Songs for Kids](#)
- Don't miss our new sister site [Sunday School Works!](#)



Learn About
Jesus, God's Son

The Trinity


God the Father, Jesus the Son, and the Holy Spirit are three persons who are all the same person – God. This is called the Trinity (Trinity means three).

When God decided to come and live on earth with people, he came in the form of Jesus, God's Son. Jesus is the most important person who ever lived on the earth. But Jesus is more than just a person. Jesus is **all God** so he knows and does everything that God does. Jesus is **all human** (people) so he can understand how we feel and act.

Names for Jesus

The Bible uses many different names for Jesus.

Find the names for Jesus in the puzzle.



P R I N C E B R R N O P
W L T R U T H O X I J D
K I L T H G I L S S R C
J F C V I V H T O O E B
M E M M A N U E L E C R
Y U S S A E N I V D N E
A G Q U Y O N R E L I A
W O R D S H E P H E R D
Z F U C H R I S T A P T



Jesus is God's **SON**.

The name **JESUS** and the Old Testament name Joshua both mean **SAVIOR**.

EMMANUEL means God with Us.

CHRIST means the Chosen One or Messiah.

Jesus is our **LORD**; he is the master and we are the servants.

Jesus is the **PRINCE** of Peace.

Jesus is the **WORD**; he brings us God's message.

Jesus is the **BREAD** of life.

Jesus is the **LIGHT** of the world.

Jesus is the Good **SHEPHERD**, and we are his sheep.

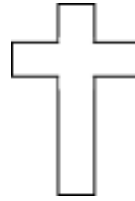
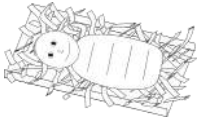
Jesus is the **VINE**, and we are the branches.

Jesus is the **WAY**, the **TRUTH**, and the **LIFE**.

The Story of Jesus

Look up each verse and number the events in Jesus' life in the correct order.

- | | | | |
|----------|--------------|-------|---|
| 1 | Luke 2:7 | _____ | Jesus went back up to heaven. |
| 2 | Luke 2:52 | _____ | Jesus grew and pleased God. |
| 3 | Mark 1:9 | _____ | Jesus was crucified on the cross. |
| 4 | Matthew 4:23 | _____ | Jesus was baptized. |
| 5 | John 19:18 | _____ | God raised Jesus from the dead. |
| 6 | Luke 24:6 | _____ | Jesus came into the world as a baby. |
| 7 | Acts 1:9 | _____ | Jesus traveled around, teaching, preaching, and healing people. |



Why Did Jesus Come into the World?

Reason 1:


_____	_____	_____	_____	_____	_____	_____	_____	_____
G	L	G	V	Z	X	S		
_____	_____	_____	_____	_____	_____	_____	_____	_____
Z	Y	L	F	G	T	L	W	

Reason 2:

_____	_____	_____	_____	_____	_____	_____	_____	_____	_____
G	L	W	R	V		U	L	I	
_____	_____	_____	_____	_____	_____	_____	_____	_____	
F	H	L	M		G	S	V		
_____	_____	_____	_____	_____					
X	I	L	H	H					

In this code, A stands for Z, Z stands for A, etc.

A	B	C	D	E	F	G	H	I	J	K	L	M
↕	↕	↕	↕	↕	↕	↕	↕	↕	↕	↕	↕	↕
Z	Y	X	W	V	U	T	S	R	Q	P	O	N



is for

Jesus

Jesus Christ

is the same yesterday and today and forever.
Hebrews 13:8



