
“Rushing Winds and Tongues of Fire”

Pentecost Bible Lesson for Kids from Acts 2:1-21



It’s Pentecost! There are many exciting elements to examine when it comes to this church event. The Holy Spirit comes, the church kicks off, tongues of fire appear and tongues of language are spoken...whatever you hone in on, this is a blessed and beautiful occasion. For kids, we celebrate Pentecost for its historical importance, as well as recognition of how God wants us to continue sharing the Gospel with others.

Lesson focus: At Pentecost, the promise of Jesus was fulfilled when the Holy Spirit descended upon the disciples. We recall these events in order to understand how we, too, have the Holy Spirit and should share the Gospel with one another.

Passage: Acts 2:1-21

Target Audience: Kindergarten-6th grade (or whoever you might have at home!)

Materials Needed: Candles, balloons, straws, construction paper, decorative materials, streamers, party horns, hair dryer, cups, beads, scissors, pencils, balls, Bible (all optional, depending which activities you choose to use—except for the Bible, you need that for sure).

More Teaching Ideas about Pentecost

- See our [video playlist with lessons and crafts about Pentecost](#)
- Browse all our [teaching ideas about Pentecost for Kids](#)
- See another [Pentecost Children’s Sermon](#)
- Compare our full [Sunday School Lessons about Pentecost](#)
- Compare our [Object Lesson Children’s Sermon on Pentecost](#)



Game and Lesson Introduction

Lesson Opening: In this story, the Holy Spirit helper came to the disciples, just like Jesus had promised. The events of Pentecost are remarkable: flames on heads, speaking in other languages, enthusiasm and excitement...this could only come from God! Celebrate the story. Sprinkle some of these bonus items in before, during, or after the Scripture exploration.

Here are some potential activities to enjoy...(select the best ones for your audience and age group):

- Try your hand at some language fun! Pick a foreign language, and learn some new words in it. Learn about the culture and people who speak that language, too.
- Make a fun craft to accompany the story (see ideas below). You can also make some "blown painting" by using a straw to spread paint across a paper (hint: cover your work area well!)
- Light some candles! With supervision, of course...
- Have a windy race...Using a straw, see how fast you can blow a ping-pong ball or pom-pom from one side of a room to the other!
- Fill a balloon with air...let it go, and see where it lands! With multiple people, see whose balloon can reach farthest across a playing area.
- Some people call Pentecost the birthday of the church. Celebrate with party favors and classic birthday games (pin the cross on the steeple? Get creative!).

Explain that Jesus had promised, before going to Heaven, that He would send the Holy Spirit for the disciples. He kept that promise, and in this lesson we will explore how Pentecost energized people to spread the Gospel good news. This message was not just for the early church, but for us, too, as we shine God's love to one another.

Ask: The Holy Spirit entered like a rushing wind...what is so important about air? (It gives us life! We have to breathe...God gives us life, too!)



Pentecost Bible Lesson (Acts 2:1-21)

As always, how you choose to experience the story will vary according to the ages and abilities of your children (and how many are participating). You may wish to share video clips, children's versions, or other methods to communicate the story of Pentecost.

When the day of Pentecost arrived, they were all together in one place. ²And suddenly there came from heaven a sound like a mighty rushing wind, and it filled the entire house where they were sitting. ³And divided tongues as of fire appeared to them and rested^[a] on each one of them. ⁴And they were all filled with the Holy Spirit and began to speak in other tongues as the Spirit gave them utterance. -Acts 2:1-4

Ask: The Holy Spirit entered in this event, just as Jesus had promised to send His presence. How do we know that God is always present? (This could be a tricky question! Consider elements of prayer, knowing all we have comes from Him, and the Bible.)

Amazing things were happening here. Tongues of fire and rushing wind? Speaking other languages? Of course, we don't experience these things on a daily basis. This was a remarkable and special event in the life of the church. We may not see this all the time, but it's still amazing and exciting to learn about in order to consider how Christ still can and does work through us today.

Now there were dwelling in Jerusalem Jews, devout men from every nation under heaven. ⁶And at this sound the multitude came together, and they were bewildered, because each one was hearing them speak in his own language. ⁷And they were amazed and astonished, saying, "Are not all these who are speaking Galileans? ⁸And how is it that we hear, each of us in his own native language? ⁹Parthians and Medes and Elamites and residents of Mesopotamia, Judea and Cappadocia, Pontus and Asia, ¹⁰Phrygia and Pamphylia, Egypt and the parts of Libya belonging to Cyrene, and visitors from Rome, ¹¹both Jews and proselytes, Cretans and Arabians—we hear them telling in our own tongues the mighty works of God." ¹²And all were amazed and perplexed, saying to one another, "What does this mean?" ¹³But others mocking said, "They are filled with new wine." -Acts 2:4-13

Sometimes people don't understand what God is doing in our lives. They might criticize or critique what confuses them. The disciples were filled with power to do amazing and



remarkable things, like speak in other languages. A lot of people believed the things that they shared, but there are always some who will be skeptical or grumpy. Explain to kids that even in this experience, God gave the disciples wise words to help them explain what was happening.

But Peter, standing with the eleven, lifted up his voice and addressed them: “Men of Judea and all who dwell in Jerusalem, let this be known to you, and give ear to my words. 15 For these people are not drunk, as you suppose, since it is only the third hour of the day.[b] 16 But this is what was uttered through the prophet Joel:

*17 “And in the last days it shall be, God declares,
that I will pour out my Spirit on all flesh,
and your sons and your daughters shall prophesy,
and your young men shall see visions,
and your old men shall dream dreams;*

*18 even on my male servants and female servants
in those days I will pour out my Spirit, and they shall prophesy.*

*19 And I will show wonders in the heavens above
and signs on the earth below,
blood, and fire, and vapor of smoke;*

*20 the sun shall be turned to darkness
and the moon to blood,*

before the day of the Lord comes, the great and magnificent day.

21 And it shall come to pass that everyone who calls upon the name of the Lord shall be saved.’ -Acts 2:14-21

Peter uses Scripture prophecies to remind the onlookers that God had promised what was happening would happen. The Holy Spirit enabled it, and that was only the beginning of the growth of the church.

***Ask:** The disciples were excited to tell everyone who would listen about Jesus. Who do you tell about Him?

Remind kids that all of us are called to celebrate what God has done. The church is not just one place, but is the way Jesus uses us and our love to continue spreading the joy and love of Christ everywhere. We can tell people about God, and we can also live as His people by demonstrating genuine care for one another. Everyone, everywhere is our mission field!

Crafts: “Spirit Wind” Pinwheel; party noisemaker shaker, tongue of fire headband, blown painting.



Snack Ideas for this Lesson

Make yourself a "flame in a cup" with some fire-colored fruits or veggies like strawberries, oranges, carrots, and peppers.

- Have some flaming hot Cheetos!
- It's the birthday of the church...enjoy some cupcakes!
- Top crackers with orange and yellow cheese
- The Holy Spirit is often depicted as a dove...how about some Dove chocolates?!





This lesson was prepared by [Kristin Schmidt](#), who serves at the Epiphany Lutheran Church in Castle Rock, CO.

She has shared her teaching gifts through *Ministry-To-Children* since 2014 and now serves as our lead curriculum writer.

Kristin has a professional background in elementary and pre-school education. A graduate of Biola University, she holds a Master of Education and will receive the Master of Theology degree from Concordia University, Irvine, California, in May

2020. Kristin grew up in southern California and lived the past 10 years in Georgia. She is a long-distance runner and voracious reader.

We hope you enjoy this free resource. Everything from [Ministry-To-Children.com](#) is 100% free to copy & use in ministry. Since 2007, our website has equipped and encouraged churches from around the world. Our mission is simple.

Help you tell kids about Jesus!

Our team is honored that you choose our material. Thank you for ... serving where God has placed you - telling children about Jesus – and allowing us to be a part of your mission.

Our website now has over 4,000 free resources for your children's ministry. Each month we're adding even more! Here are a few popular sections:

- Over 300 Coloring Pages [Bible Coloring Pages](#).
- Over 700 [Bible Lessons](#) and Complete [Sunday School Curriculum](#)
- We post new [Children's Sermons Object Lessons](#) every week.
- [Sunday School Games](#), [Bible Crafts](#), and [Worship Songs for Kids](#)
- Don't miss our new sister site [Sunday School Works!](#)



“The Holy Spirit Breathes Fire” Craft Ideas for the Celebration of Pentecost

Pentecost is a wonderful and blessed event in the history of the church. Not only does it commemorate the “birthday” of the Christian church (in a sense), but it also signifies the coming of the Holy Spirit. The day of Pentecost was an exciting and amazing time, but it’s important to remember that it was only the beginning. We are called to share the good news of the Gospel with all around us, and to spread the love of Jesus with the world! These crafts remind kids of the joy of Pentecost, and of the Holy Spirit’s power.

Bible Verses or Craft Captions to Consider... (Main Text: Acts 2:1-11)

And they devoted themselves to the apostles' teaching and the fellowship, to the breaking of bread and the prayers. ⁴³And awe came upon every soul, and many wonders and signs were being done through the apostles. -Acts 2:42-43

And suddenly there came from heaven a sound like a mighty rushing wind, and it filled the entire house where they were sitting. ³And divided tongues as of fire appeared to them and rested on each one of them. ⁴And they were all filled with the Holy Spirit and began to speak in other tongues as the Spirit gave them utterance. -Acts 2:2-4

The Holy Spirit came at Pentecost...and is still with us!

Sound, Wind, and Fire...Happy Pentecost Birthday to the Church!

More Teaching Ideas about Pentecost

- See our [video playlist with lessons and crafts about Pentecost](#)
- Browse all our [teaching ideas about Pentecost for Kids](#)
- Compare our full [Sunday School Lessons about Pentecost](#)
- Compare our [Object Lesson Children’s Sermon on Pentecost](#)



Craft Two: “Holy Spirit Pinwheel”

You will need:

- Pencils (with erasers) or straws
- Paper (construction)
- Scissors
- Markers or crayons
- Ruler
- Thumbtacks



Procedure:

1. Make sure the paper is square in shape. Color or decorate as desired.
2. Place a mark in the center of the paper, and draw lines from each corner to the center (use a ruler if necessary).
3. Carefully cut from the corners of the paper to almost the center, stopping just short of the center to avoid cutting all the way through the paper.
4. Starting at one corner point, carefully pull every other “point” of the paper down to the center of the paper. Hold the paper together.
5. Push a thumbtack in the center of the paper, going through the points and into the eraser of the pencil (or the straw). Tape to secure if necessary.



Craft Three: “Holy Spirit Shaker”

You will need:

- Plastic, paper, or foam cups
- Crepe paper (streamers) or tissue paper strips
- Scissors
- Glitter, sequins, and/or beads
- Glue and/or tape
- Additional decorations or noisemakers as desired



Procedure:

1. Decorate the outside of two cups with stickers, verse captions, or permanent markers.
2. Place beads, glitter, sequins, or other noisemaking or decorative elements inside one cup.
3. Place streamers or tissue across the top of one cup, to hang over the sides.
4. Tape the sides of the cups to attach them together.
5. Make a joyful noise, shake your streamers, and enjoy!





These craft ideas were prepared by [Kristin Schmidt](#), who serves at the Epiphany Lutheran Church in Castle Rock, CO.

She has shared her teaching gifts through *Ministry-To-Children* since 2014 and now serves as our lead curriculum writer.

Kristin has a professional background in elementary and pre-school education. A graduate of Biola University, she holds a Master of Education and will receive the Master of Theology degree from Concordia University, Irvine, California, in May

2020. Kristin grew up in southern California and lived the past 10 years in Georgia. She is a long-distance runner and voracious reader.

We hope you enjoy this free resource. Everything from [Ministry-To-Children.com](#) is 100% free to copy & use in ministry. Since 2007, our website has equipped and encouraged churches from around the world. Our mission is simple.

Help you tell kids about Jesus!

Our team is honored that you choose our material. Thank you for ... serving where God has placed you - telling children about Jesus – and allowing us to be a part of your mission.

Our website now has over 4,000 free resources for your children's ministry. Each month we're adding even more! Here are a few popular sections:

- Over 300 Coloring Pages [Bible Coloring Pages](#).
- Over 700 [Bible Lessons](#) and Complete [Sunday School Curriculum](#)
- We post new [Children's Sermons Object Lessons](#) every week.
- [Sunday School Games](#), [Bible Crafts](#), and [Worship Songs for Kids](#)
- Don't miss our new sister sites [Sunday School Works!](#) and [the Sunday School Store](#).



Copyright © [Ministry-To-Children.com](#) – Permission granted for any non-profit use. Written by [Kristin Schmidt](#) . Illustrations from [ChristianClipArts.com](#) Scripture quotes from the Holy Bible, New International Version®, NIV® Copyright ©1973, 1978, 1984, 2011 by Biblica, Inc.®

“The Church is on Fire”

Children’s Sermon Object about Pentecost



Main Objective: Jesus promised to send the Holy Spirit, and that promise was fulfilled at Pentecost. This event also served as a beautiful reminder of God’s power, and of the purpose of the church. This message should communicate to kids what Pentecost was and did, and should inspire them to love and share with one another.

Law/Gospel Theme: Before the saving work of Jesus, our salvation was dependent on following the law. Christ promised to fulfill that law and send the Holy Spirit to energize the church. The events of Pentecost assure and remind us that Jesus worked for us, spoke truth, and wants us to share His love with one another. We should be encouraged and energized to share the Gospel and the love of God.

Optional Materials: Pinwheel, balloon, gift bag, hair dryer, candle, lighter, fan (optional)

Bible Passage: Acts 2:1-12

Message: Note: As with most messages, the details of how you choose to communicate this are adaptable and should cater to timing as well as to your audience and student needs. Use your judgment and ideas to best serve students.

More Teaching Ideas about Pentecost

- See our [video playlist with lessons and crafts about Pentecost](#)
- Browse all our [teaching ideas about Pentecost for Kids](#)
- See another [Pentecost Children’s Sermon](#)
- Compare our full [Sunday School Lessons about Pentecost](#)
- Compare our [Object Lesson Children’s Sermon on Pentecost](#)



Pentecost Children's Sermon (Acts 2:1-12)

Greet children, and show off your desired form of "wind."

Hello, children of God! I want to show you something... *Demonstrate an air-powered item. Wave a fan, blow into a pinwheel, let go of a balloon, blow a hair-dryer, etc.* Wow, did you see that wind? That was cool! Well, maybe you didn't exactly see the wind. After all, we can't see things like air or wind, at least not with our eyes. But we can definitely see what those things do, right?

We see the effects of the wind and how it moves things, and we breathe the air to stay alive, so we know it's important. Today we are talking about something else that you can't see with your eyes, but that has amazing and important impact on what we do. And we are also discussing an important event that happened in the church. Before Jesus went up into Heaven, He promised the disciples to send them a special helper, the Holy Spirit.

Ten days after the Ascension (fifty days after Easter), it happened. Everyone was waiting together, wondering what might happen. Then suddenly, there was a sound and a big rushing wind (*blow a fan or hair dryer, if accessible*). And there were little tongues of fire that appeared on top of the disciples' heads! (*Hold up a candle if desired.*)

The people were filled with joy and excitement. The Holy Spirit came! The disciples couldn't wait to share the news of Jesus with everyone around them. And another amazing thing happened. There were a lot of people visiting Jerusalem, from several countries. They spoke many different languages, but when the disciples started to speak, everyone could understand them in their own language!

Without studying or taking classes, they could speak in all sorts of languages. Some people were skeptical, though, and said that they were drunk. Peter spoke to the crowds and let them know what was happening, quoting Scripture and reminding everyone that prophecies had been spoken about these events. Many people believed, and came to know about Jesus. In fact, some people say that this was the "birthday" of the early church. After this event, people began meeting with one another and sharing, spreading the Gospel good news throughout the world!

And it doesn't stop there. The great news of the Pentecost story is that we, too, can have that power from the Holy Spirit. God dwells in us so that all who believe in Him can receive the spirit from Jesus. Our job is to keep spreading the good news, and to keep loving people.



We might not have flames above our heads or speak in different languages, but we can celebrate the church and how God works through it. Church is not just a building or a worship service...it's the body of Christ, called to do His work in the world.

We can love others and shine the light of Jesus all around us. We can be on fire for Him in our hearts, and communicate that through our lives. What a blessing and privilege to be part of something so important! What are you waiting for? Let's share the good news!

Children's Prayer Moment

(Have kids repeat each line)

Dear God,

Thank you for sending your spirit

Thank you for the amazing story of Pentecost

And for your church

Help us to share the good news

And spread your love to one another

Thank you for your love

We love you, God!

In Jesus name, Amen!

Bible Verses/story to Reference

Acts 2:1-21

When the day of Pentecost arrived, they were all together in one place. ²And suddenly there came from heaven a sound like a mighty rushing wind, and it filled the entire house where they were sitting. ³And divided tongues as of fire appeared to them and rested^[a] on each one of them. ⁴And they were all filled with the Holy Spirit and began to speak in other tongues as the



Copyright © Ministry-To-Children.com – Permission granted for any non-profit use. Written by [Kristin Schmidt](http://KristinSchmidt.com) . Illustrations from ChristianClipArts.com Scripture quotes The Holy Bible, English Standard Version. ESV® Text Edition: 2016 Copyright © 2001 by [Crossway Bibles](http://CrosswayBibles.com).

Spirit gave them utterance. ⁵Now there were dwelling in Jerusalem Jews, devout men from every nation under heaven. ⁶And at this sound the multitude came together, and they were bewildered, because each one was hearing them speak in his own language. ⁷And they were amazed and astonished, saying, "Are not all these who are speaking Galileans? ⁸And how is it that we hear, each of us in his own native language? ⁹Parthians and Medes and Elamites and residents of Mesopotamia, Judea and Cappadocia, Pontus and Asia, ¹⁰Phrygia and Pamphylia, Egypt and the parts of Libya belonging to Cyrene, and visitors from Rome, ¹¹both Jews and proselytes, Cretans and Arabians—we hear them telling in our own tongues the mighty works of God." ¹²And all were amazed and perplexed, saying to one another, "What does this mean?" But others mocking said, "They are filled with new wine." ¹⁴But Peter, standing with the eleven, lifted up his voice and addressed them: "Men of Judea and all who dwell in Jerusalem, let this be known to you, and give ear to my words. ¹⁵For these people are not drunk, as you suppose, since it is only the third hour of the day.^[b] ¹⁶But this is what was uttered through the prophet Joel:

¹⁷"And in the last days it shall be, God declares, that I will pour out my Spirit on all flesh, and your sons and your daughters shall prophesy, and your young men shall see visions, and your old men shall dream dreams;

¹⁸even on my male servants and female servants in those days I will pour out my Spirit, and they shall prophesy.

¹⁹And I will show wonders in the heavens above and signs on the earth below, blood, and fire, and vapor of smoke;

²⁰the sun shall be turned to darkness and the moon to blood, before the day of the Lord comes, the great and magnificent day.

²¹And it shall come to pass that everyone who calls upon the name of the Lord shall be saved.'

-Acts 2:1-21





This lesson was prepared by [Kristin Schmidt](#), who serves at the Epiphany Lutheran Church in Castle Rock, CO.

She has shared her teaching gifts through *Ministry-To-Children* since 2014 and now serves as our lead curriculum writer.

Kristin has a professional background in elementary and pre-school education. A graduate of Biola University, she holds a Master of Education and will receive the Master of Theology degree from Concordia University, Irvine, California, in May

2020. Kristin grew up in southern California and lived the past 10 years in Georgia. She is a long-distance runner and voracious reader.

We hope you enjoy this free resource. Everything from [Ministry-To-Children.com](#) is 100% free to copy & use in ministry. Since 2007, our website has equipped and encouraged churches from around the world. Our mission is simple.

Help you tell kids about Jesus!


Our team is honored that you choose our material. Thank you for ... serving where God has placed you - telling children about Jesus – and allowing us to be a part of your mission.

Our website now has over 4,000 free resources for your children's ministry. Each month we're adding even more! Here are a few popular sections:

- Over 300 Coloring Pages [Bible Coloring Pages](#).
- Over 700 [Bible Lessons](#) and Complete [Sunday School Curriculum](#)
- We post new [Children's Sermons Object Lessons](#) every week.
- [Sunday School Games](#), [Bible Crafts](#), and [Worship Songs for Kids](#)
- Don't miss our new sister sites [Sunday School Works!](#) and [the Sunday School Store](#)



Copyright © [Ministry-To-Children.com](#) – Permission granted for any non-profit use. Written by [Kristin Schmidt](#) . Illustrations from [ChristianClipArts.com](#) Scripture quotes The Holy Bible, English Standard Version. ESV® Text Edition: 2016 Copyright © 2001 by [Crossway Bibles](#).



Mandy Grace '15

ministry - to - children . com



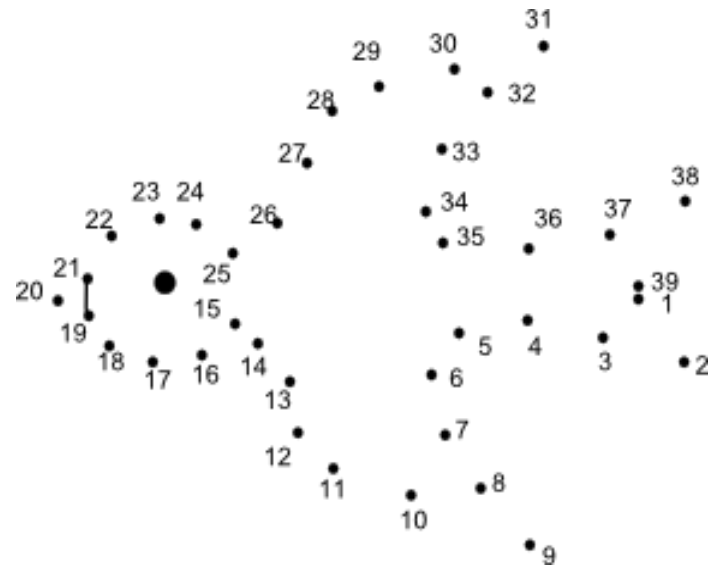
Learn About The Holy Spirit

The Trinity

God the Father, Jesus the Son, and the Holy Spirit are three persons who are all the same person – God. This is called the Trinity (Trinity means three).

When we think of God living inside us, in our hearts, and speaking to us each day, this is the Holy Spirit. The Holy Spirit lives inside every person who has become a Christian.

Work the puzzle to see a dove, a symbol of the Holy Spirit.



The Holy Spirit in the Old Testament

Before Jesus came, the Holy Spirit did not live inside every person.

God sent the Holy Spirit into a person when he had a special job for the person to do.

Read each verse, and write the name of the person who received the Holy Spirit.

Genesis 41:38

who interpreted dreams and advised the Pharaoh of Egypt

Exodus 31:2-4

who made beautiful things from gold, silver, and bronze

Judges 6:34

a judge who led the people of Israel

2 Samuel 23:1-2

who was the king of Israel and wrote beautiful songs


Daniel 4:8

who advised the king of Babylon and interpreted dreams


What Jesus Said

When Jesus was on earth, he spent time with his friends. He told them that after he was gone, God would send the Holy Spirit to be with them.

Jesus said that the Holy Spirit would:

 come after went back to

↓ + ⇨ ▲ ⇨ ✨ + * ▼ + →

 give them to

↓ ↑ △ + ⇨ △ ↑ ● → + ⇨ ⇨

 them everything

● + * ★ ✨

 them when they were sad





★ ↑ ← ● ↑ ⇨ ●

Code:

*	★	+	●	✨	↑	↓	←	→	↑	↓	⇨	⇨	●	▲	▼	△
A	C	E	F	H	I	J	M	N	O	P	R	S	T	U	V	W


When the Holy Spirit Came

Use the picture clues to read the story of how the Holy Spirit came to all believers.

 told his  to wait for the  to come to them. One day the  of


 were all together. A strong wind brought . The  gave the  to

each person. They were able to   about  in different languages. About 3000 people

heard them and believed in  that day! Now the Holy Spirit lives inside each person who believes


in .

 Jesus

 Holy Spirit

  talk

 friends

 tongues of fire

Learn About The Church

Jesus Started the Church

When Jesus said, "I will build my church," he was talking about the church of all Christians.

If you are a Christian, you belong to Jesus' church.



Local Churches

After Jesus went back to heaven, Paul and other Christians traveled around, telling people about Jesus and starting local churches in the towns they visited. A local church is a group of Christians that live in the same area and meet together to worship and do God's work.

Look up the verses, read them, and complete the statements about churches.

Ephesians 1:16

Paul _____ for the churches he had started.

Acts 15:36

Paul went back and _____ the churches he had started.

Hebrews 10:25

Don't forget to _____ together as a church.

1 Corinthians 16:2

Give an offering of _____ each Sunday.

Acts 14:23


Each church had church _____.

Word List: leaders, meet, money, prayed, visited

Church Buildings

Some churches meet in houses, schools, or other places, but most churches meet in church buildings.

Draw a path for each family to get to the church building.



Your Church

What is the name of your church?

Who is the pastor of your church?

Who are some other people in your church?

What do you do when your church meets together?