
“Unity in Christ” Craft Ideas for Racial Reconciliation

It is all too unfortunate, but discrimination and prejudice seem an ever-present element of life in a sinful world. It is important to raise children to recognize that God has made all people in His image. Despite outer differences and visual variations, Christ died for all and on the inside, we are all alike, called to spread the Gospel to everyone. These crafts are aimed at reminding students of our oneness in Jesus, as well as the importance of bringing peace to the communities around us.

Bible Verses or Craft Captions to Consider...

*So God created man in his own image,
in the image of God he created him;
male and female he created them. -Genesis 1:27*

For this is the message that you have heard from the beginning, that we should love one another... But if anyone has the world's goods and sees his brother in need, yet closes his heart against him, how does God's love abide in him? ¹⁸Little children, let us not love in word or talk but in deed and in truth. -1 John 3:11, 17-18

ALL are precious in His sight....let us love one another!

Saved by grace... Jesus loves everyone!

United in the body of Christ!

More Teaching Help about Racial Reconciliation

- See our [resource list for teaching against racism](#)
- [Anti-racism Bible lesson for kids](#)
- [The Gospel in Color – Racial reconciliation series for kids](#)



Craft one: "Human Mosaic"


You will need:

- Construction paper or card stock
- Markers, stickers, or other decorating materials
- Glue
- Scissors
- Googly eyes or decorations (if desired)



Procedure:


1. Draw a person shape on a large piece of paper; or trace an actual body on a REALLY large piece of paper.
2. Cut or tear pieces of paper in various colors.
3. Glue the pieces of paper inside the body shape.
4. Add extra decorative features (eyes, facial features, etc.) as desired.
5. Add a verse or caption, and string if you'd like to hang the picture.



Craft Two: “Peace Plate”

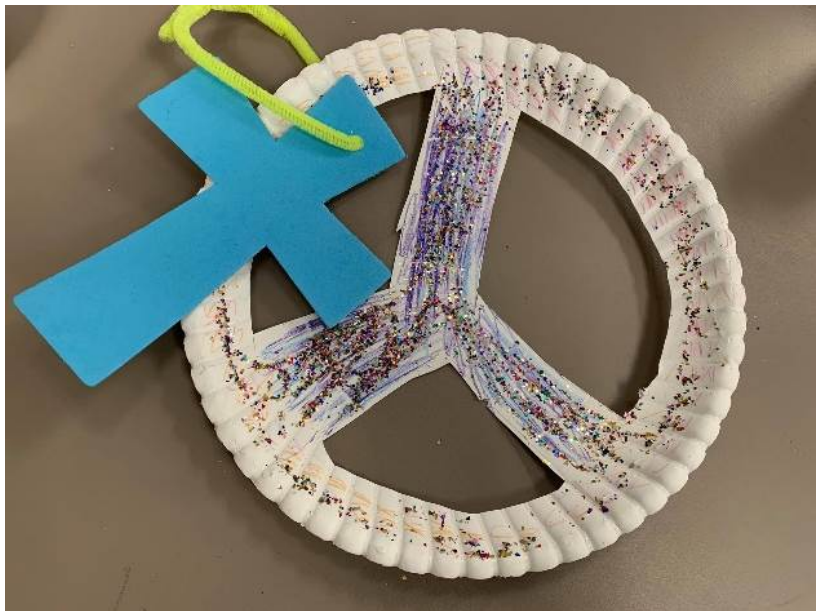
You will need:

- Paper plates
- String or pipe cleaner (to hang up)
- Scissors
- Markers or crayons
- Stickers, glitter, or decorative supplies
- Glue
- Ruler (optional)
- Cross-shaped paper or foam piece



Procedure:

1. Draw a “peace sign” on the paper plate (use a ruler for extra precision).
2. Color and decorate the peace sign with markers, crayons, or colored pencils.
3. Carefully cut away the “pie wedge” parts of the plate that are not included in the peace sign.
4. Add extra decorations as desired: glitter, stickers, etc.
5. Attach a hanging device (string/pipe cleaner) and cross, if available. Add a verse or caption.





These craft ideas were prepared by [Kristin Schmidt](#), who serves at the Epiphany Lutheran Church in Castle Rock, CO.

She has shared her teaching gifts through *Ministry-To-Children* since 2014 and now serves as our lead curriculum writer.

Kristin has a professional background in elementary and pre-school education. A graduate of Biola University, she holds a Master of Education and will receive the Master of Theology degree from Concordia University, Irvine, California, in May

2020. Kristin grew up in southern California and lived the past 10 years in Georgia. She is a long-distance runner and voracious reader.

We hope you enjoy this free resource. Everything from [Ministry-To-Children.com](#) is 100% free to copy & use in ministry. Since 2007, our website has equipped and encouraged churches from around the world. Our mission is simple.

Help you tell kids about Jesus!

Our team is honored that you choose our material. Thank you for ... serving where God has placed you - telling children about Jesus – and allowing us to be a part of your mission.

Our website now has over 4,000 free resources for your children's ministry. Each month we're adding even more! Here are a few popular sections:

- Over 300 Coloring Pages [Bible Coloring Pages](#).
- Over 700 [Bible Lessons](#) and Complete [Sunday School Curriculum](#)
- We post new [Children's Sermons Object Lessons](#) every week.
- [Sunday School Games](#), [Bible Crafts](#), and [Worship Songs for Kids](#)
- Don't miss our new sister sites [Sunday School Works!](#) and [the Sunday School Store](#).

