

---

# “Great Dads Make Us Glad”

## Craft Ideas for Father’s Day

---

Happy Father’s Day! While cards may not be as flowery or fancy as those we create for Mother’s Day, there are a lot of fun items that lend themselves to dear old dad. There are definitely abundant options when it comes to more “masculine” elements: tools, camping, golf, cars...here are a few possible suggestions to consider when coming up with fun and simple crafts for fathers. Add personal and creative flair as suits you, and have fun creating trinkets and presents for dads!

\*Note: Encourage students to make items for another male role model, if biological fathers are not as much a figure in their lives.

### Bible Verses or Craft Captions to Consider...

*“Honor your father and your mother, that your days may be long in the land that the Lord your God is giving you. -Exodus 20:12*

*For you did not receive the spirit of slavery to fall back into fear, but you have received the Spirit of adoption as sons, by whom we cry, “Abba! Father!” -Romans 8:15*

*If you then, who are evil, know how to give good gifts to your children, how much more will your Father who is in heaven give good things to those who ask him! -Matthew 7:11*

*Dad’s toolbox is full of wonderful things! Some of them include...*

*I am “tied up” with love...Happy Father’s Day!*

*Dad ROCKS! Thanks for who you are!*

### More Teaching [Ideas for Father’s Day](#) at Church

- Print our [Father’s Day Sunday School Lesson](#)
- Browse [Popular Bible Verses for Father’s Day](#)
- Download our [Father’s Day Coloring Pages](#)
- See a [demonstration of this craft](#) and more [Father’s Day ideas](#) on YouTube



---

# Craft one: “Dad’s Toolbox”

---

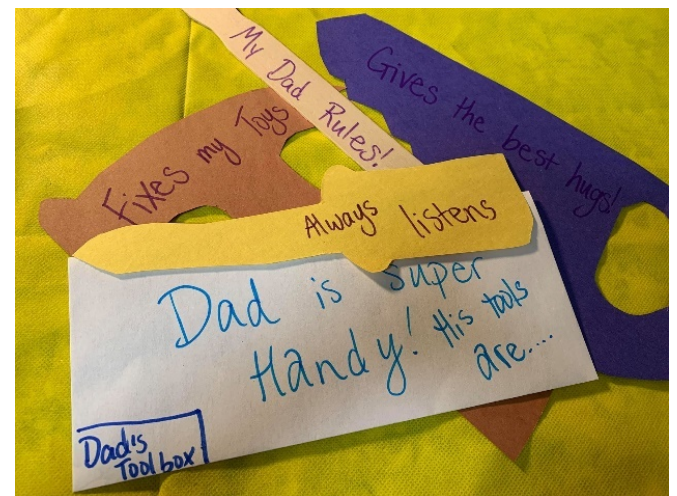
## You will need:

- Construction paper or card stock
- Markers, stickers, or other decorating materials
- Scissors
- Envelopes or boxes
- Foam or felt pieces (optional)



## Procedure:

1. Trace “tool” shapes onto pieces of paper or felt, drawing outlines of things like hammers, saws, screwdrivers, or other tools.
2. Cut out the various “tools” and add extra decorations, if desired.
3. Write on the “tools” positive attributes of dad, or turn them into coupons for special chores or time with dad.
4. Decorate the envelope or box/container to reflect the “toolbox” theme.
5. Place the paper or fabric tools inside the box/envelope. Deliver to dad for Father’s Day!



---

## Craft Two: “Dad Rocks!”

---


### You will need:

- Craft rocks, or real stones (various sizes)
- Construction paper or fabric (background)
- Glue
- Puffy paint or acrylic paint
- Extra decorations (googly eyes, etc.)
- Permanent markers
- Markers or crayons (optional)



### Procedure:

1. Choose a few rocks, in assorted shapes and sizes.
2. Decorate rocks with paint, fabric paint, or permanent markers.
3. Add extra decorations as desired, such as pom-poms, googly eyes, glitter, or stickers.
4. Decorate paper (or small bags or boxes) with captions and notes, and a “backdrop” if desired.
5. Place rocks within the “framework” of the decoration and present to remind fathers that “dad rocks!”





---

# Craft Three: “Tied up Card”

---

## You will need:

- Construction paper or fabric
- Scissors
- Glue
- Markers, crayons, or colored pencils
- Extra decorations (stickers, glitter, etc.)
- String, pipe cleaner, or ribbon



## Procedure:

1. Cut paper or fabric/cloth into the shape of a tie.
2. Decorate tie-shape as a card, adding captions, words, and messages.
3. Add stickers or other extra decorations as desired.
4. Attach to a small jar of candy or bottle of soda, or simply attach a string or pipe cleaner to hang as decoration.





These craft ideas were prepared by [Kristin Schmidt](#), who serves at the Epiphany Lutheran Church in Castle Rock, CO.

She has shared her teaching gifts through *Ministry-To-Children* since 2014 and now serves as our lead curriculum writer.

Kristin has a professional background in elementary and pre-school education. A graduate of Biola University, she holds a Master of Education and will receive the Master of Theology degree from Concordia University, Irvine, California, in May

2020. Kristin grew up in southern California and lived the past 10 years in Georgia. She is a long-distance runner and voracious reader.


Our team is honored that you choose our material. Thank you for ... serving where God has placed you - telling children about Jesus – and allowing us to be a part of your mission. We depend on [reader donations](#) to keep the website growing! If this material was a blessing to you, please pray about become a supporter of our work.

Don't miss our most popular resources.

- Over 400 Printable [Bible Coloring Pages](#)
- Over 800 [Bible Lessons](#) and Complete [Sunday School Curriculum](#)
- New [Children's Sermons Object Lessons](#) every week
- Our sister website called [Sunday School Works!](#)

---

If your church buys curriculum, please visit our ministry supporter, [the Sunday School Store](#). It's a new digital marketplace for ministry curriculum. When you purchase from them, we receive a donation to help expand our work.

<p>Use coupon code at checkout</p> <p><b>SAVE25</b></p> <p>Or <a href="#">click this link</a>, discount will apply at checkout</p>	 <p><b>The Sunday School Store</b></p>
--	---

