


READ Genesis 1:1-5. This tells about day one when God created the light and separated it from the darkness. Then fill in the cross word grids using the words from the list.


- DAY
- LIGHT
- NIGHT
- EARTH
- HEAVENS



Hint: look for the word that starts with L, then the shortest word to get started

READ Genesis 1:1-5. This tells about day one when God created the light and separated it from the darkness. Then fill in the cross word grids using the words from the list.

- DAY
- LIGHT
- NIGHT
- EARTH
- HEAVENS



Hint: look for the word that starts with L, then the shortest word to get started

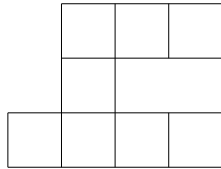
READ Genesis 1:6-13. This tells about days two and three when God created the world and everything in it. Then fill in the cross word grids using the words from the lists.

DAY 2

SKY

SEA

LAND



DRAW your own picture of the sky, the sea and the land.

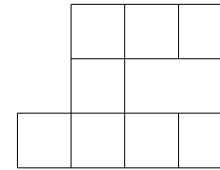
READ Genesis 1:6-13. This tells about days two and three when God created the world and everything in it. Then fill in the cross word grids using the words from the lists.

DAY 2

SKY

SEA

LAND



DRAW your own picture of the sky, the sea and the land.

Genesis 1:9-11 tells us how God made a place for all the plants and created them. Fill in the crossword using the words from the list. One word has six letters. Find the spaces that will fit that word. Use those letters to fill in the other empty spaces correctly. Two letters are given to help you.


DAY 3

PLANTS

TREES

FRUIT

SEEDS



DRAW your best tree with fruit on it.

Genesis 1:9-11 tells us how God made a place for all the plants and created them. Fill in the crossword using the words from the list. One word has six letters. Find the spaces that will fit that word. Use those letters to fill in the other empty spaces correctly. Two letters are given to help you.


DAY 3

PLANTS

TREES

FRUIT

SEEDS



DRAW your best tree with fruit on it.

READ: Genesis 1:14-25 to learn about days four and five, when God created the lights in the sky, all the different fish, birds, and land animals. Then fill in the spaces on the cross word grids with words from the lists.

DAY 4

MOON

STARS

SUN

				U

Draw the stars, the moon and the sun below and color them.

READ: Genesis 1:14-25 to learn about days four and five, when God created the lights in the sky, all the different fish, birds, and land animals. Then fill in the spaces on the cross word grids with words from the lists.

DAY 4

MOON


STARS

SUN

				U

Draw the stars, the moon and the sun below and color them.

CREATION: DAY 5 AND 6




God made everything GOOD so do your best--
Color IN the lines

- Color the SUN yellow
- Color the trees green
- Color the sky blue
- Color the water blue
- Color the tree trunk brown
- Color the elephants gray
- Color the snakes black
- Color the flowers red
- Color the bird orange
- Color the dragonfly (bug) pink
- Color the fish white

The Bible tells how all these things were created on days five and six in Genesis 1:20-31.

CREATION: DAY 5 AND 6



God made everything GOOD so do your best--
Color IN the lines

- Color the SUN yellow
- Color the trees green
- Color the sky blue
- Color the water blue
- Color the tree trunk brown
- Color the elephants gray
- Color the snakes black
- Color the flowers red
- Color the bird orange
- Color the dragonfly (bug) pink
- Color the fish white

The Bible tells how all these things were created on days five and six in Genesis 1:20-31.

We hope you enjoy this resource. Everything from Ministry-To-Children.com is 100% free to copy & use in ministry. I'm Tony Kummer - I started this website in 2007, but God is using it beyond my imagination. The mission is simple.



Help you tell kids about Jesus!

Our team is honored that you choose our material. Thank you for ... serving where God has placed you - telling children about Jesus – and allowing us to be a part of your mission.

We depend on [reader donations](#) to keep the website growing! If this material was a blessing to you, please pray about become a supporter of our work.

If you are not inclined to give, please consider the following:

1. Comment on the website to encourage our authors.
2. Link to us from your blog or church website.
3. Share our posts on Pinterest or Facebook.
4. Tell a friend to google "[Ministry to Children.](#)"
5. Add me (and our team) to your personal prayer list.

Our website now has over 4,000 free resources for your children's ministry. Each month we're adding even more! Here are a few popular sections:

Over 400 Printable [Bible Coloring Pages](#) -- ministry-to-children.com/bible-coloring-pages/

Over 800 [Bible Lessons](#) and Complete [Sunday School Curriculum](#)

ministry-to-children.com/lessons/ -- ministry-to-children.com/sunday-school-lessons/

New [Children's Sermons Object Lessons](#) -- ministry-to-children.com/more-free-kids-sermons/

[Sunday School Games](#), [Bible Crafts](#), and [Worship Songs for Kids](#)

ministry-to-children.com/music/--- ministry-to-children.com/kids-sunday-school-games/

ministry-to-children.com/sunday-school-crafts/

Don't miss our new sister site [Sunday School Works!](#) -- <https://sundayschool.works/>

