
“Christ Our Cornerstone”

Bible Craft ideas on Matthew 21:33-46



Second Chances & Christ Our Cornerstone
Craft Ideas for the Parable of the Vineyard Tenants

Try again? How about “give again”? The parable of the tenants in the vineyard can be challenging to wrap our heads around or explain to kids. But we do see some important dynamics in this story. For one thing, the landowner (GOD), is patient, and provides multiple opportunities to obey, as does the Lord. We also note in this story that Jesus is the cornerstone, and establishes a “new” church, which we can help to continue! These crafts focus on the element of the vineyard, as well as the cornerstone theme and the importance of second chances.

Bible Verses or Captions to Consider...

⁴² Jesus said to them, “Have you never read in the Scriptures:

*“The stone that the builders rejected
has become the cornerstone;
this was the Lord's doing,
and it is marvelous in our eyes’ -Matthew 21:42*

The Lord is not slow to fulfill his promise as some count slowness, but is patient toward you, not wishing that any should perish, but that all should reach repentance. -2 Peter 3:9

‘The Lord is slow to anger and abounding in steadfast love, forgiving iniquity and transgression, but he will by no means clear the guilty... -Numbers 14:18

Jesus is the Cornerstone!

Stay on the “vine” and bear spiritual fruit in Christ

God gives second chances!

Watch our [“cornerstone” craft video demonstration](#) on our [YouTube channel](#)




Copyright © Ministry-To-Children.com – Permission granted for any non-profit use. Written by [Kristin Schmidt](http://KristinSchmidt.com) . Illustrations from ChristianClipArts.com Scripture quotes from The Holy Bible, English Standard Version. ESV® Text Edition: 2016. Copyright © 2001 by Crossway Bibles

Craft one: “Second Chance Grapes” Collage

You will need:

- Scissors
- Glue or tape
- Paper or cardstock
- Markers or crayons
- Verse caption or extra decoration (optional)
- Raisins
- Pipe cleaners, glitter, or other extra decorations.



Procedure:

1. Cut the paper into strips (purple or green preferred for “grapes”).
2. Crinkle the paper strips to form “grapes”, and glue in a cluster on one side of the paper.
3. Add a verse, caption, or label on the paper.
4. Draw or attach a “vine” to the paper with marker or pipe cleaner.
5. Glue raisins to the opposite side of the paper as a “second chance at grapes” example.



Craft Two: “Christ the Cornerstone” decor


You will need:

- Glue and/or tape
- Construction paper
- Scissors
- Caption or verse (Optional)
- Markers or crayons
- Rocks or stones
- Paper plates



Procedure:

1. Decorate a paper plate with a verse/caption and a cross (in paper or marker).
2. Cut a small hole in the center of the plate.
3. Place a small decorative stone or rock in the hole, and secure with tape.
4. If desired, attach a string or pipe cleaner to hang as decoration.



Craft Three: “Stay on the vine” Grapes


You will need:

- Construction paper/cardstock
- Cardboard tube (Optional)
- Balloons (optional)
- Markers or crayons
- Pipe cleaners
- Scissors
- Glue or tape



Procedure:

1. Choose paper strips and/or balloons for your grapes/leaves motif.
2. Staple paper strips together, and attach as a cluster of “grapes.”
3. If desired, attach balloons as “grapes” or “leaves.”
4. Place the “grape clusters” on a pipe cleaner, and attach to a tube if desired.
5. Add captions and verses.





This lesson was prepared by [Kristin Schmidt](#), who serves at the Epiphany Lutheran Church in Castle Rock, CO.

She has shared her teaching gifts through *Ministry-To-Children* since 2014 and now serves as our lead curriculum writer.

Kristin has a professional background in elementary and pre-school education. A graduate of Biola University, she holds a Master of Education and will receive the Master of Theology degree from Concordia University, Irvine, California, in May

2020. Kristin grew up in southern California and lived the past 10 years in Georgia. She is a long-distance runner and voracious reader.

Don't miss our most popular resources.

- Over 400 Printable [Bible Coloring Pages](#)
- Over 800 [Bible Lessons](#) and Complete [Sunday School Curriculum](#)
- New [Children's Sermons Object Lessons](#) every week
- Our sister website called [Sunday School Works!](#)

If your church buys resources, please consider using [The Sunday School Store](#). Church budgets are tight. That's why our digital curriculum is half the cost of printed material. Even when finances are limited, your teaching can make an eternal difference.

Use coupon code at checkout

SAVE25

Or [click this link](#), discount will apply at checkout



The Sunday School Store



Copyright © [Ministry-To-Children.com](#) – Permission granted for any non-profit use. Written by [Kristin Schmidt](#). Illustrations from [ChristianClipArts.com](#) Scripture quotes from The Holy Bible, English Standard Version. ESV® Text Edition: 2016. Copyright © 2001 by Crossway Bibles