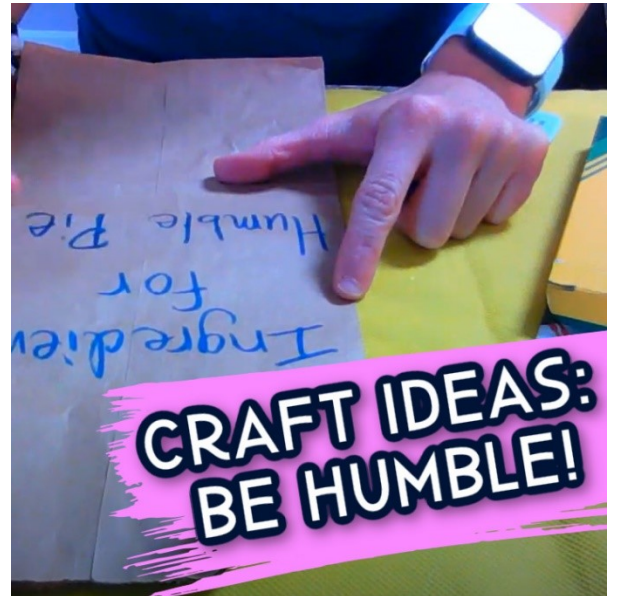

“Practicing Humility”

Bible Craft ideas on Matthew 23:1-12



Don't be Puffed with Pride!

This week's gospel lesson focuses on a warning. We don't want to rely on our own wisdom or teaching. We don't want to “talk a big talk” and lead people astray. Jesus admonished people to live genuinely and humbly. These two crafts remind children of what it means to live with a humble attitude and recognize that our strength comes only from the Lord.

Bible Verses or Craft Captions to Consider... (Main Text: Matthew 23:1-12)

Whoever exalts himself will be humbled, and whoever humbles himself will be exalted. - Matthew 23:12

The greatest among you shall be your servant. -Matthew 23:11

Pride goes before destruction, and a haughty spirit before a fall. -Proverbs 16:18

Recipe for Humble Pie...Put Others First!

Don't be “Puffed up” with Pride!

Humility: Look to God for strength!

Act like a servant!

Put others first!

Be kind to those around you!

More Teaching Ideas from Matthew 23:1-12


- Watch the video demonstration of this [children's sermon](#) on our [YouTube channel](#)
- Watch the [Sunday School craft project](#) demonstration on our [YouTube channel](#)
- Compare our [Matthew 23:1-12 Sunday School lesson for kids](#)



Craft one: “Humble Pie Recipe”

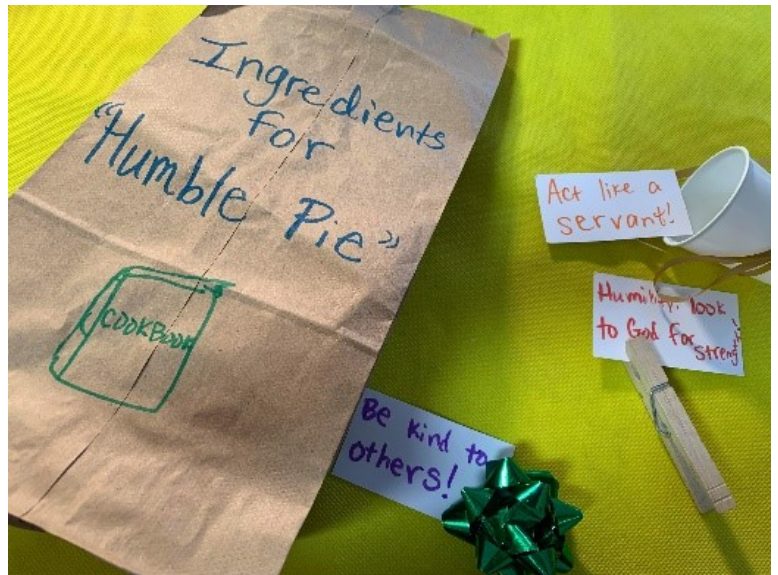
You will need:

- Construction paper or card stock
- Markers, stickers, or other decorating materials
- Bows, ribbons, or other decorations
- Glue
- Paper bag
- Scissors



Procedure:

1. Decorate the paper bag to be a “recipe bag” or “ingredient bag”, making it plain but fun!
2. Decorate notecards or papers to nestle within the bag, including notes about “ingredients” needed to be humble and not prideful. Add small tokens or decoration (bows, cups, etc.)
3. Place the “humble pie ingredients” inside the paper bag.
4. Seal the bag with ribbon or string. Add captions or verses.
5. Use your bag to recall what humility means, or use it as a prayer request receptacle!



Craft Two: “Don’t be Puffed up with Pride! Balloon ”

You will need:

- Balloons, any color
- Paper (construction) (optional)
- Popsicle sticks
- Markers or crayons
- Glue
- Yarn or pipe cleaners
- Sharpie markers



Procedure:

1. Blow up the balloon and tie it off.
2. Draw a face on the balloon (optional), perhaps a prideful or rude-looking one.
3. Carefully attach a string or pipe cleaner to the balloon.
4. Glue the popsicle sticks into a cross shape (or cut the paper likewise). Add a verse and/or caption.
5. Place the “puffed up” balloon on the cross, and remember the importance of receiving our strength and power from God alone!





This lesson was prepared by [Kristin Schmidt](#), who serves at the Epiphany Lutheran Church in Castle Rock, CO.

She has shared her teaching gifts through *Ministry-To-Children* since 2014 and now serves as our lead curriculum writer.

Kristin has a professional background in elementary and pre-school education. A graduate of Biola University, she holds a Master of Education and will receive the Master of Theology degree from Concordia University, Irvine, California, in May

2020. Kristin grew up in southern California and lived the past 10 years in Georgia. She is a long-distance runner and voracious reader.

- Over 400 Printable [Bible Coloring Pages](#)
- Over 800 [Bible Lessons](#) and Complete [Sunday School Curriculum](#)
- New [Children's Sermons Object Lessons](#) every week
- Our sister website called [Sunday School Works!](#)

If your church buys resources, please consider using [The Sunday School Store](#). Church budgets are tight. That's why our digital curriculum is half the cost of printed material. Even when finances are limited, your teaching can make an eternal difference.




Thankful Still (even in 2020) 4-Week Sunday School Curriculum \$45



"Faith Over Fear" 5 Lesson Unit for Back-To-School from Hebrews 11 \$55



More FAITH Less FEAR: 4-Week Children's Ministry Curriculum (Unit 2 of Faith over Fear) \$45



The BIBLE Unit 2: Nehemiah to Micah (13 Week Curriculum) from \$97 \$125 **SALE**




"The Fruit of the Spirit" 9 Unit Curriculum for Kids \$57 \$90



The Ultimate Toddler Bundle: Everything you need to teach age 1-3 about God



"The Walk" 4 Week Study on Following Jesus \$29 \$45



The BIBLE Unit 1: Genesis to Ezra (13 Week Curriculum) from \$97 \$125

