

---

## “Serve One Another”

### Bible Craft Ideas on Matthew 25:31-46, the Sheep and the Goats

---

The lesson accompanying these crafts is based on the story of judgment and the separation of the sheep and the goats, referenced in Matthew 25. While it might seem a bit works-based or worrisome, the emphasis of the message is that we want to serve and love others as a response to the love Christ shows us. When we do that, we honor God and ultimately serve Him. Two of these crafts serve as prompts to help and serve other people, as the treat bag is meant to give away and the plate is intended as a decorative reminder to care for others. The puppet is a nod to the story itself, recognizing that we should aim to be “sheep” and not “goats.”



#### Bible Verses or Craft Captions to Consider... (Main Text: Matthew 25:31-46)

*And the King will answer them, ‘Truly, I say to you, as you did it to one of the least of these my brothers, you did it to me.’*

*-Matthew 25:40*

*Don't be a baaaaad goat! Be a sheep! Follow Jesus!*

*Serve others....serve Jesus! Today I am serving...*

*I hope I get to see “s’more” of you!*

#### More Teaching Ideas for this Scripture Passage

- You can watch a teaching demonstration of this [children’s sermon](#) on our [YouTube](#)
- Don’t miss the [Bible craft ideas](#) for this same passage
- We post new [sermons for kids](#) every week with video demonstrations to help you prepare or to send to your church families
- See our full [Sunday School Lesson on Matthew 25:31-46](#)
- Compare [“Sheep and Goats” from Sermons4Kids](#)
- Compare [Matthew 25:31-46 Children’s Sermon from rfour.org](#)



---

# Craft one: “S’More Service Project”

---

## You will need:

- Construction paper or card stock
- Markers, stickers, or other decorating materials
- String, yarn, or pipe cleaner
- Scissors
- Graham Crackers
- Ziplock or cellophane bag
- Chocolate (bar or kisses)
- Marshmallows (any size)



## Procedure:

1. Place items for “s’mores” into a special bag: graham crackers, chocolate, and marshmallows.
2. Alternatively, place another treat or fun item into a decorative bag or Ziploc.
3. Add a string or ribbon , along with a fun card or caption for the recipient.



---

# Craft Two: “Sheep or Goat Puppet ”

---


You will need:

- Google eyes
- Paper (construction)
- Paper bags
- Markers or crayons
- Glue and/or tape
- Cotton balls
- Scissors



Procedure:

1. Decorate one side of the paper bag to be a “goat”, adding eyes and horns, as well as color and hooves, if desired.
2. To the other side, add cotton balls and eyes for a “sheep.”
3. Add captions to both sides of the puppet.
4. Decorate with extra colors or verse captions. Enjoy your puppet show!



---

# Craft Three: “Serving Plate”

---

## You will need:

- Paper plate of any size
- Paper (construction) (optional)
- Scissors
- Cupcake liners (optional)
- Glue or tape
- Decorative supplies (stickers, glitter, etc.)
- Crayons or markers
- String or ribbon (if desired to hang)



## Procedure:

1. Decorate paper plate with pictures and captions.
2. Add a piece of paper, envelope, or cupcake liner to the center of plate.
3. Place names of people that you wish to serve or pray for inside the cupcake liner. You can also place names of those who have recently been served.
4. Add plastic forks, paper cut-out “food”, or a decorative hanger, if desired. Remember to love and serve others!





This lesson was prepared by [Kristin Schmidt](#), who serves at the Epiphany Lutheran Church in Castle Rock, CO.

She has shared her teaching gifts through *Ministry-To-Children* since 2014 and now serves as our lead curriculum writer.

Kristin has a professional background in elementary and pre-school education. A graduate of Biola University, she holds a Master of Education and will receive the Master of Theology degree from Concordia University, Irvine, California, in May

2020. Kristin grew up in southern California and lived the past 10 years in Georgia. She is a long-distance runner and voracious reader.

- Over 400 Printable [Bible Coloring Pages](#)
- Over 800 [Bible Lessons](#) and Complete [Sunday School Curriculum](#)
- New [Children’s Sermons Object Lessons](#) every week
- Our sister website called [Sunday School Works!](#)

If your church buys resources, please consider using [The Sunday School Store](#). Church budgets are tight. That's why our digital curriculum is half the cost of printed material. Even when finances are limited, your teaching can make an eternal difference.




Thankful Still (even in 2020) 4-Week Sunday School Curriculum \$45



"Faith Over Fear" 5 Lesson Unit for Back-To-School from Hebrews 11 \$55



More FAITH Less FEAR: 4-Week Children's Ministry Curriculum (Unit 2 of Faith over Fear) \$45



The BIBLE Unit 2: Nehemiah to Micah (13 Week Curriculum) from \$97 \$125 **SALE**




"The Fruit of the Spirit" 9 Unit Curriculum for Kids \$57 \$90



The Ultimate Toddler Bundle: Everything you need to teach age 1-3 about God



"The Walk" 4 Week Study on Following Jesus \$29 \$45



The BIBLE Unit 1: Genesis to Ezra (13 Week Curriculum) from \$97 \$125

