

"Love Your Neighbor" Sunday School Lesson (Mark 12:28-34 and Matthew 22:39)

 ministry-to-children.com/love-your-neighbor-sunday-school-lesson

August 16, 2011

This is a Sunday school lesson about the second greatest commandment to love your neighbor as yourself. The lesson will have children reading aloud several verses which command us to love our neighbors. The children will discuss who their neighbors are and how they can show love to them.

Bible Passage: Matthew 22:39 and Mark 12:28-34

Target Age: K- 6th grade

Time Needed: 30 minutes

Learning Objective: The children will learn who their neighbors are and how to show love to them.

Materials Needed:

- Do You Love Your Neighbor Worksheet ([click here](#))
- Pencils for every child
- Cards with pre-written references for verses volunteers will read aloud
- You could also use this ["Love Your Neighbor" coloring page](#) if you class has more younger children.

Hook:

1. "What is a neighbor?" Children give various answers.
2. "When we say we live in a neighborhood, what does that mean?" Children give various answers.
3. "How does God want us to treat our neighbors?" Children give various answers.

Book:

1. "Let's look in our bibles and read about what God says about how we should treat our neighbors."
2. Choose six volunteers to read out loud. Pass out one reference card to each volunteer.
3. References to be included on the cards and read out loud are: Mark 12:28-34, Leviticus 19:18, Matthew 7:12, Matthew 19:19, Matthew 22:36-40, Romans 13:8-10 and Galatians 5:14.
4. Each volunteer takes a turn reading aloud their assigned verses.

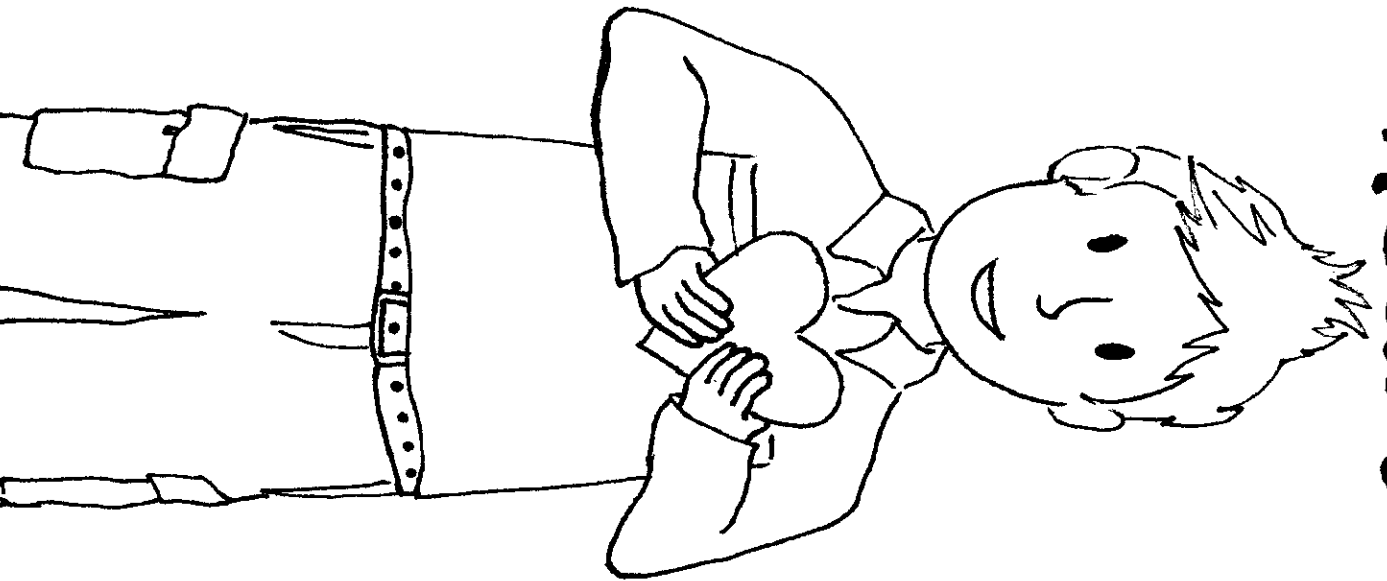
Look:

1. "There are a lot of verses about loving our neighbor. With so many verses in the bible about this, I know loving our neighbors is important to God. How does He say we should love them?" Children answer.
2. "God wants us to love our neighbors like we love our self. What do you think God means by that?" Children answer.
3. "You want to keep yourself happy, right? And you take care of what you need. When you are thirsty you drink water and when you are hungry you eat food. We show love to others by helping them be happy and by taking care of their needs."


Took:

1. "I am now going to pass out a paper to each of you that has several circles on it like a target."
2. Pass out the prepared Do You Love Your Neighbor worksheet to each child.
3. "In the center circle is you and the next circle is your immediate family. Your immediate family is your first circle of 'neighbors'. I want you to think of the name of one person in your family to whom you can show love. Then write their name inside the 'immediate family' circle."
4. Give the children time to think and write.
5. "Thinking about the name of the person you wrote down, what are some ways you can show them love?" Have children share the name of the person they wrote down and brainstorm with them ways they can show love to this "neighbor". If you have a large group you may want to have them brainstorm with a partner or in a small group first before sharing with the whole group.
6. Next, have the children write down one way they can show love to their chosen family member inside the same "immediate family" circle.
7. Follow steps 3-6 for the remaining circles: extended family, neighborhood, classmates, church, and community/city.
8. Have the children take their worksheet home to display in their room as a reminder of their commitment to love their neighbor as their self. This worksheet will remind them of specific and practical ideas for how they can live out the second greatest commandment.

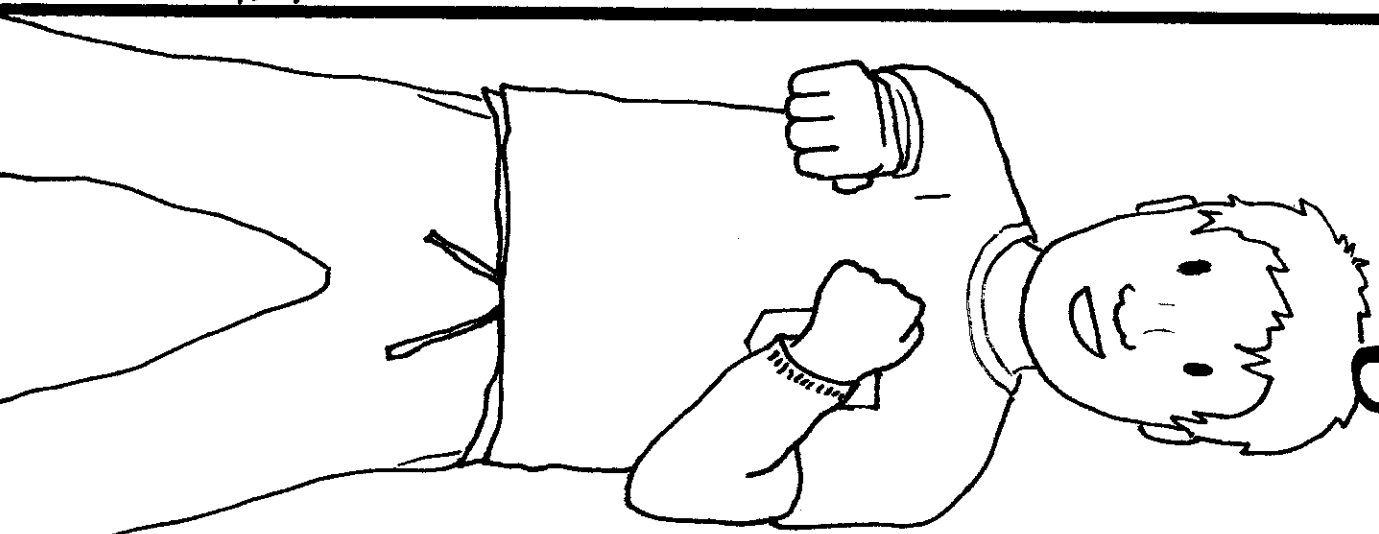
♥ heart ♥



✿ Soul ✿



☀ might ☀



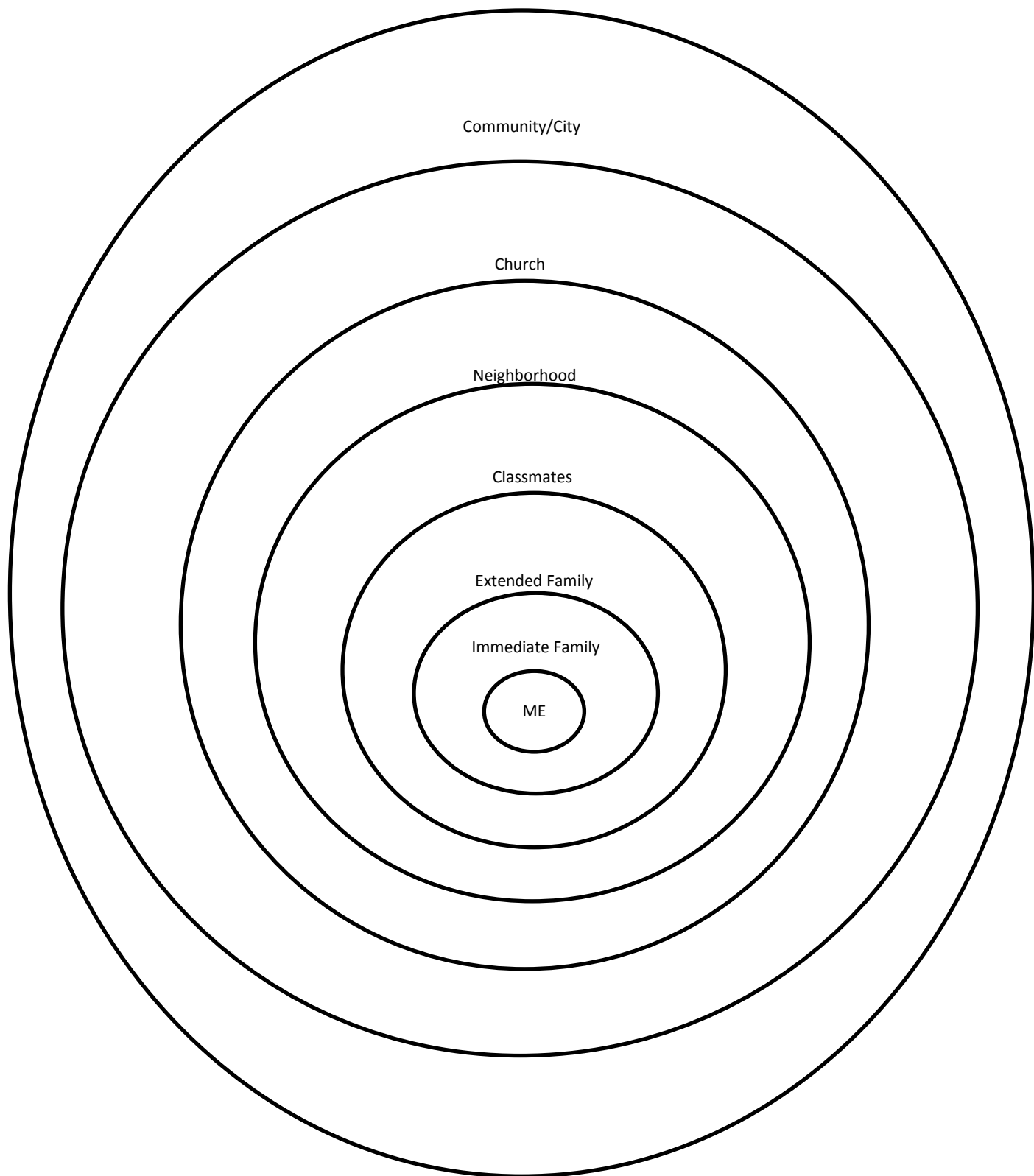
**YOU SHALL
LOVE YOUR NEIGHBOR
AS YOURSELF.**

--

MATTHEW 22:39

Do You Love Your Neighbor?

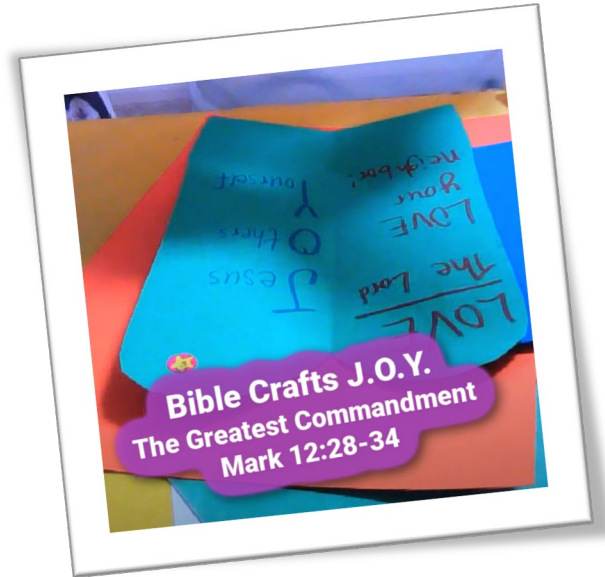
“You shall love your neighbor as yourself.” ~Matthew 22:39



The Greatest Commandment

Bible Craft Ideas from Mark 12:28-34

All of the most important guiding rules in our Christian life come back to the basics: we are called to love God with all of our heart, soul, mind, and strength. We are to love one another. These crafts remind children of those beautiful foundational principles. A bookmark reflects the "best commandments" and the "JOY" acronym ("Jesus, Others, Yourself"). A hanging wind sock illustrates how we love God with all of our being.



Don't miss our complete [Sunday School lesson on the Greatest Commandment](#) for more ideas.

Bible Verses or Captions to Consider... (Mark 12:28-34)

Jesus replied: "Love the Lord your God with all your heart and with all your soul and with all your mind.'38 This is the first and greatest commandment. 39 And the second is like it: 'Love your neighbor as yourself.' 40 All the Law and the Prophets hang on these two commandments." -Matthew 22:37-40

"The most important one (commandment)," answered Jesus, "is this: 'Hear, O Israel: The Lord our God, the Lord is one. 30 Love the Lord your God with all your heart and with all your soul and with all your mind and with all your strength.' 31 The second is this: 'Love your neighbor as yourself.' There is no commandment greater than these."

-Mark 12:29-31

*Love the Lord your God with all your heart and with all your soul and with all your strength. -
Deuteronomy 6:5*

Love the Lord your God with....

Love the Lord...Love your Neighbor!

What is the Greatest Commandment?

Craft one: "The Great Commandment Bookmark"

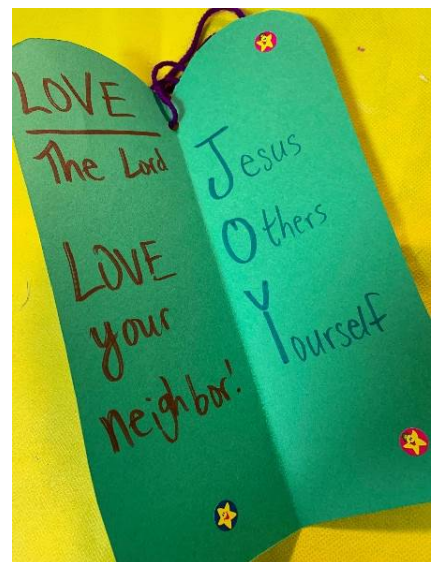

You will need:

- Stickers or decorations
- Scissors
- String or ribbon
- Markers and/or crayons
- Construction paper or cardstock



Procedure:

1. Cut a large piece of paper or cardstock into a shape similar to tablets (commandments).
2. On the outside of the paper, write a reminder of the law/commandments.
3. Inside the paper, add the "JOY" acronym and a note on the meaning of the verses and importance of following Christ first.
4. Add extra decorations or verses as desired.
5. Attach a hanger or magnet for display or bookmarking purposes, if desired.



Craft Two: “On This Hangs the Law Windsock”


You will need:

- Streamers/crepe paper
- Markers/crayons
- Cardstock/paper
- Glue or tape
- Stapler
- Scissors
- Additional decorations (glitter, sequins, etc.)
- Captions/verses
- Yarn/ribbon
- Hole punch



Procedure:

1. Decorate the “windsock” main component by cutting a long strip (or stapled strips) of paper and adding verses and captions.
2. Cut various pieces of paper or cardstock into shapes similar to “heart”, “Mind”, or “soul”.
3. Add extra decorations to all pieces and verses as desired.
4. Staple the main portion together. Attach other pieces with crepe paper/streamer or ribbon and staples. If desired, add yarn or ribbon to hang.



The Greatest Commandment

Children's Sermon from Mark 12:28-34

First things first...all things in life require a solid foundation before work or building can be accomplished. This message reminds students of the importance of this basic principle, using the alphabet as an analogy. We need letters to communicate through language, just as we need rules or

guidelines to do anything. What is the most important foundational rule? We are reminded several times in the Bible of the true "Greatest Commandment": Love God with all of who we are, and love others as ourselves.

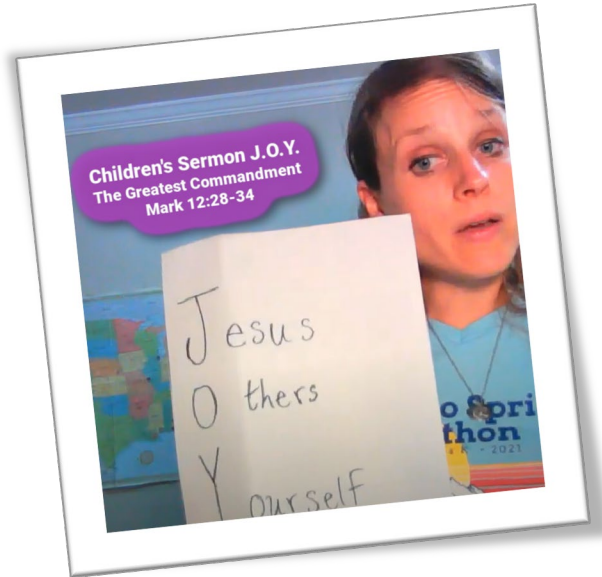
Law/Gospel Theme: The Old Testament leaders questioning Christ were certainly focused on the law. They wanted to trick Jesus, in a way, but they also wanted to know which rules were the most important to follow. Jesus brings things all back to the most foundational principles, reminding us that the first and foremost priority in our lives should be loving the Lord. We also have the blessing of knowing that God loved us first, and always will.

Optional Materials: None required; optional: books, pen and paper, alphabet pictures, stickers, or blocks.

Don't miss our complete [Sunday School lesson on the Greatest Commandment](#) for more ideas.

Bible Passage: Mark 12:28-34

Message Note: As with most messages, the details of how you choose to communicate this are adaptable and should cater to timing as well as to your audience and student needs. You might choose a different "foundation platform" rather than this literary one, but the alphabet allows for a simple example with minimal materials required. Use your judgment and ideas to best serve students.



Children's Sermon (Mark 12:28-34) The Greatest Commandment

Greet children, and introduce your topic...

Hello, children of God! Do you know the alphabet? Can you say it for me? Or maybe you can sing it! *Allow some time for students to sing/say the alphabet.* Wow, great work! I'm glad you know those letters. Why is the alphabet important? Well, these letters serve as the foundation for our language. You have to have letters to make sounds, and then when we put those letters and sounds together, we can make words. When we put words together, we can create sentences and communicate ideas. We can read whole books (*hold up book if using*), and we can write things for one another. We can read the most important book, God's Word, the Bible!

But we have to start with the alphabet! We have to have that as our foundation before we can do anything else with language. You know, there are a lot of things in our lives that require some sort of first-step foundation. For instance, if you're building something, you need to put a foundation down first before you build the rest. If you're making a pizza, you start with the dough, and then put on the toppings. What about in our lives as Christians? What do you think might be the most important first and foremost principle we should follow before we do anything else?

This is something we see described often in the Bible. Jesus was once asked what the most important commandment is. The people asking Him actually wanted to trick Him, as they had hundreds of rules and commandments they had devised to make themselves look good. However, the response Jesus provided was to quote the Old Testament, saying that the most important thing we can do is to love God with all of who we are. We should love God with our heart, soul, mind and strength. Jesus said this is the greatest commandment. The second-greatest is to love our neighbor. Love God, and love one another. It's not too complicated. Jesus said all of the laws could be summed up by those simple elements. The most essential law is love!

This reminds me of another little letter trick... *Write out the words as you describe, or have the "JOY" acronym already written on paper, white board, or cardstock.* We can have true joy when we follow what Christ says here. We should put Jesus first above all things (*write "Jesus" on the paper*), loving Him with all of who we are and seeking to serve Him in everything we do. Then, we put Others (*write "others" vertically*) next. Finally, we care for ourselves, but put Yourself (*write "yourself"*) last... *Turn*

paper to display. This is how we can have “JOY”! It’s not always easy. Sometimes we might not want to put God first. We might not want to love those around us, especially if they aren’t our favorite people or they aren’t even very nice! But God can help us to do that.

God wants us to love Him, because He knows that will bless our lives. And God loves US! He loved us before we were even born, and He will always love us no matter what we do. He wants what is best for us and promises to provide for us. What more can we do than give Him our heart, soul, mind, and strength? Love God, and love one another! Let’s pray and thank God for His love, asking for His help in loving others.

Prayer:

(Have kids repeat each line)

Dear God,

Thank you for giving us firm foundations

Help us to love you with all of who we are

And help us love one another

Thank you for your blessings

Thank you for your love

We love you, God!

In Jesus name, Amen!

Bible Verses/story to Reference:

One of the teachers of the law came and heard them debating. Noticing that Jesus had given them a good answer, he asked him, “Of all the commandments, which is the most important?” 29 “The most important one,” answered Jesus, “is this: ‘Hear, O Israel: The Lord our God, the Lord is one. 30 Love the Lord your God with all your heart and with all your soul and with all your mind and with all your strength.’ 31 The second is this: ‘Love your neighbor as yourself.’ There is no commandment greater than these.” 32 “Well said, teacher,” the man replied. “You are right in saying that God is one and there is no other but him. 33 To love him with all your heart, with all your understanding and with all your strength, and to love your neighbor as yourself is more important than all burnt offerings and sacrifices.” 34 When Jesus saw that he had answered wisely, he said to him, “You are not far from the kingdom of God.” And from then on no one dared ask him any more questions. -[Mark 12:28-34 ESV](#)



Thank you for downloading these free materials. Our team is grateful for your trust and pray that God will bless your ministry.

This resource was prepared by [Kristin Schmidt](#) (pictured right). She serves at the Epiphany Lutheran Church in Castle Rock, CO. She has shared her teaching gifts through *Ministry-To-Children* since 2014 and now serves as our lead curriculum writer.



Every week she writes new [Sunday School lessons](#), [Bible crafts](#), and [children's sermons](#).

Kristin has a professional background in elementary and pre-school education. A graduate of Biola University, she holds a Master of Education and will receive the Master of Theology degree from Concordia University, Irvine, California, in May 2020. Kristin grew up in southern California and lived the past 10 years in Georgia. She is a long-distance runner and voracious reader.

My name is Tony Kummer (pictured below). I started Ministry-To-Children.com in 2007 as a free resource for anyone sharing Jesus with kids. It is my personal honor to share these resources with churches around the world.



[Reader donations](#) and your support at [The Sunday School Store](#) fund these free materials. Please keep us in mind when you are choosing your next children's ministry curriculum.

If you enjoy our material, be sure to [sign-up for my free email newsletter](#) called "Sunday School Works!" Every Tuesday, I send the latest new lessons, crafts, and coloring pages in print-friendly format to make your lesson planning easy.

May God continue to bless your ministry!

Tony Kummer