

New Years Sunday School Lesson (Luke 18:18-27)

 ministry-to-children.com/one-thing-in-the-new-year-kids-bible-lesson

Reader Submitted

January 18,
2011

Use this New Year's Bible Lesson for Sunday School or Children's Church. It helps kids focus on their relationship with Jesus as the most important one thing as they start the new year. The printable PDF download includes bonus activities and coloring pages to help you prepare for Sunday.



"One Thing" Sunday School Lesson for Children

Luke 18:18-27 New Year's Bible Lesson for Kids on Putting Jesus First

At the beginning of each year many people reflect upon their life and what they can do to improve it. We see slogans everywhere motivating people to "be the new you" through weight loss programs, financial planning, exercise regiments and home organization. Yet most of us find by the end of the year we have slipped back into some of our old habits once again. This occurs because people are striving for change in their own strength without seeking the help of the Lord.

In this lesson, children will be encouraged to examine their life and identify one thing they need to give up at the start of this new year. What is the one thing in their life that is holding them back from having a closer walk with the Lord or having a relationship with him

at all? They will learn that this change they seek cannot be found on their own, but can only be made possible with God's help.

About this "New Year" Sunday School Lesson

Text: Luke 18:18-27

Learning Objective: The children will examine their life to identify one thing they are holding on to which is keeping them from having a closer walk with God.

Target Age: K-5th grade children (can be adapted easily for youth and adults)

Time Needed: 30-45 minutes

Materials Needed:

- Make copies of a large "number one" This can be either hand written or typed from a computer.
- scissors, and pencils if you choose to do the supplemental activity
- [New Year's coloring page](#) and [January Calendar Coloring page](#) (included in the printable lesson download)

Bonus Lesson Ideas: More ideas for celebrating the [New Year in Children's Church](#)

- [New Years Object Lesson \(Matthew 5:14\) Sparklers or Candles](#)
- [Salvation Object Lessons for the New Year](#)
- [New Year's Resolutions for Kids - Printable](#)
- [Balloon Game for New Years](#)
- [New Year's Party Activities and Games](#)

"One Thing" Sunday School Lesson for New Year

Lesson Introduction (HOOK)

1. "What is special about the month we are now in?" It is the first month of a new year!
2. "What year is it?"
3. "Have you heard about making a new year resolution? What is a resolution?"
4. "A resolution is a goal. Something you want to do or be by the end of the year."
5. "Do you have some ideas for a resolution you could make?" Take input from the kids.

6. "Did you know a resolution can be something you choose to give up, too? For example, you can resolve or make a goal to give up eating candy because it is not good for your teeth. Or you could give up playing video games after dinner because sometimes you end up staying up too late."
-

Biblical Content (BOOK)

1. "Jesus spoke to a man in the Bible and asked him to give something up so the man could follow Jesus with his whole heart. Jesus wanted the man to resolve to give up this thing so he could fully follow Jesus. Can you guess what that one thing was?" Take input from the kids.
 2. "Let's look at the passage where Jesus talks with this man and find out what the one thing is Jesus asked him to give up."
 3. "Open your Bibles to Luke 18:18-27 and let's read the passage together."
 4. Read the passage out loud.
-

Scripture Application (LOOK)

1. "What is the question the man asked Jesus?" How can I have eternal life?
2. "How did Jesus answer his question?" Reread verses 19-20.
3. "First, Jesus reminded the man that no one is good and that all people have sinned."
4. "What was the man's reply?" He said he had kept all the laws Jesus listed and was a good man.
5. "Yet what did Jesus tell the man he still needed to do?" Reread verse 22.
6. "Jesus told the rich man to give up everything he owned to follow Jesus. This is the 'one thing' the man had left to do before he could have eternal life."
7. Reread verse 23. "How did the man feel about giving up everything he owned?" He was sad because he was very rich and he did not want to give all of his possessions up to follow Jesus.
8. "Now something I want to make clear to you is that Jesus does not give us a list of things to do in order to get into heaven. There is no to-do list to check off. But you might wonder then why did Jesus ask this man to do something to receive eternal life? Jesus knew that this wealthy man was being held back by his many possessions. His great wealth was the 'one thing' that was keeping his heart hard. Jesus knew this man's heart would not want to follow Jesus until his possessions had been given away."
9. "Jesus says in verse 24-25," Reread these verses.

10. "To be a true follower of Christ and receive eternal life we must give our whole heart to Him. This rich young ruler was willing to give most of his heart and life to Jesus, but not all of it. His wealth was the 'one thing' keeping him from following Jesus with his whole heart."
-

Life Application of this Lesson (TOOK)


1. "Is there one thing holding you back from following Jesus with your whole heart? Maybe you are not a follower of Jesus yet because you do not want to give up your sin and repent? The 'one thing' you need to resolve to do this new year is to give up your sin and believe in Jesus' death on the cross to save you. Your 'one thing' to give up is your sin. This new year may be the year you choose a new life in Christ!"
 2. "For those of you who know Christ with saving faith. You have already turned from your sin, believed in the saving work of Jesus death on the cross, and you are seeking to live your life in the way Jesus would want you to live. Yet, you may still have 'one thing' in your life that is holding you back in your relationship with Him. Maybe there is something your heart is clinging to which you think is more important than Jesus. Is it getting the lead role in the school play? Is it becoming the player to score the most goals on your soccer team? Is it sneaking extra food from the kitchen at home when no one is looking? Is it not following what your parents say because you think you know better? All of these things can hold you back from having the closest relationship you can have with Jesus."
 3. "So what is your 'one thing' today? For the rich young ruler it was holding on to his wealth, which meant he did not receive eternal life. What is your 'one thing'?"
 4. "Let's close with one final word from Jesus." Reread verse 27.
 5. "Jesus does not leave us to give up that 'one thing' all on our own and by our own strength. He knows we cannot do it on our own, but we need his help. Ask Jesus for help to give up your 'one thing' to Him. Pray for Him to help you give up your 'one thing' this year, so that you can have a relationship with Him or so you can have a closer relationship with him. None of us can give up our 'one thing' all on our own. We need His help every day."
-

New Year's Activity for Sunday School:

1. Copy an outline of a block number one. There should be one for each child. This can be hand drawn with space in the middle for the children to write.
2. The children will write in the middle their "one thing" they need to give up this year so they can follow Jesus with their whole heart.
3. The children will cut their number one out and keep it between the pages of their Bible as a reminder to them throughout the year.


4. In this activity, it is important to dialogue with each child about their “one thing.” Help them to understand why that thing is a hindrance to growth in their relationship with God and how they will need His help to overcome it.
-
-

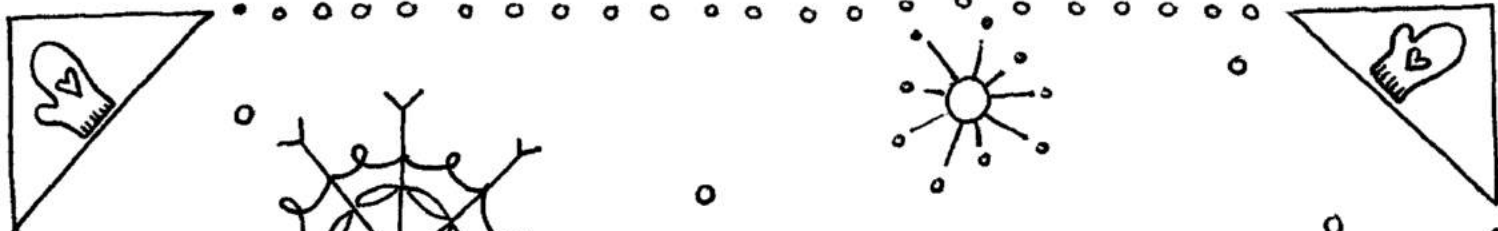
You've already voted this article with 5.0



MY NUMBER ONE
FOR THE NEW YEAR

God Bless OUR





JANUARY



Bless us Lord, this JANUARY
Set our thoughts on You.
Let us serve You joyfully
In everything we do!

My New Year

What I Want To Do For Jesus This Year

☐ Read My Bible

☐ Obey My Parents

☐ Go To Church

☐ Tell my friends about Jesus

☐ Pray

☐ Attend Sunday School

☐ _____

Student Signature

Date

My New Year

What I Want To Do For Jesus This Year

☐ Read My Bible

☐ Obey My Parents

☐ Go To Church

☐ Tell my friends about Jesus

☐ Pray

☐ Attend Sunday School

☐ _____

Student Signature

Date

New Year's Eve Party Activities and Games

 ministry-to-children.com/new-years-eve-party-activities-and-games

December 27, 2013

Do kids really need a New Year's Eve party? Yes! Everybody appreciates a "do over." Repentance and forgiveness are foundational in our Christian. In our culture, New Year's Eve is the time when many people decide to start over in their attempt to reach a specific goal. Encourage your kids to search their hearts and get a fresh start for the New Year with these party activities and games. They make the perfect accompaniment for a lesson.

New Year's Eve Party Activities—Erase 2013!

Before class, write 2013 in large print, all over a dry erase or chalk board. You need one set of numbers for each child. Talk to the kids about what they've accomplished this year and what they didn't get quite right. Lead them in a prayer and talk about how God gives us all a "do over," through His son, Jesus. After the lesson, invite each child to come up to the board and erase a 2013.

Bible Verse Balloon Pop

Go to any New Year's Eve and you'll see balloons! Use colorful balloons for this kids' ministry activity. Type or write verses with a "New Year's" theme on small pieces of paper. Some good examples are 1 Peter 1:3, Jeremiah 29:11 and 2 Corinthians 5:17. Roll up one slip of paper and slide it into a balloon. Blow it up and tie the balloon off. You'll need one balloon for each child. When you blow the whistle, the kids pop the balloon, find the Bible verse and look it up in the Bible. The child who finds theirs first is the winner!

New Year's Eve Party Games—Gumball Shaker

For this game, you'll need four clean, empty 2-liter bottles and a box of gum balls that are small enough to fit into the bottle. Pour half the gum balls in two of the four empty bottles. You're going to tape two 2-liters together at the tops, using packing tape to make an hourglass shape. Do this for both sets. The object of the game is to shake the gum balls from one side to the other the fastest.

Follow the Hat Leader

What's a New Year's Eve party without the hats? Distribute hats to everyone who attends your children's ministry event. Inexpensive paper hats are easy to find or make. You can even use newspaper! Tell kids that when they see you wear your hat, they have to wear theirs. When you take your hat off, they have to take off theirs. During the course of the party, remove and replace your hat several times. If a child spots another child not wearing their hat at the right time, they can trade hats.

Read more from Mimi by visiting her [blog](#).

New Year's Game: Confetti Balloons

 ministry-to-children.com/new-years-game-confetti-balloons

December 27, 2014


If you ask kids what their favorite holiday is, New Year's isn't likely to make the top three but that's no reason to skip over the world's most popular "do over." In the secular world, the "new year" is a time stamp that initiates a life change but like every day with Jesus, it is time to do better, to stretch your faith, to try again. If you teach that, kids will certainly get it. If you're looking for ways to illustrate a New Year's lesson, try these exciting confetti balloons. I've thought of a couple of ways you could use them. If you can find clear latex balloons it makes this activity much more visually appealing.

Word of Encouragement: Before class, write some encouraging verses on slips of paper. On the other side, write an encouraging sentence like "You can do all things through Christ!" Tuck the one slip of paper into each balloon along with the confetti. Talk to your class about what New Year's could mean to them. Give each child a toothpick and have a countdown, counting back from ten, like grownups do the countdown. When you get to zero, everyone pops the balloons at the same time and recovers their piece of paper. Allow them to take turns reading their verse and message aloud.

Hot Potato Balloon: This activity is silly but fun! With your confetti balloon, gather the kids into a circle and play "Hot Potato." The balloon should be pretty near inflated, it will make it more difficult to pass. Slip a toothpick in your pocket for popping, in case it doesn't pop on its own. Have a volunteer play and stop music. When the music plays, the balloon is passed with both hands from child to child and the passing stops when the music ceases. Whoever has the balloon when it pops will get showered with confetti. If you'd like to, pop it the balloon secretly while you have it in your hands.



Balloon Blow Up: This is just a funny activity but you should only ask an adult to participate. Use a funnel to put the confetti in the balloon but don't tie it off. Blow up the balloon until it pops and confetti explodes everywhere. You could talk about how exciting it is to serve God!

Read more from Mimi by visiting her blog at Tools for Kids Church.



Happy

2022



**The steadfast love of the Lord never ceases;
his mercies never come to an end; they are new
every morning; great is your faithfulness. ~**

Lamentations 3:22-23