



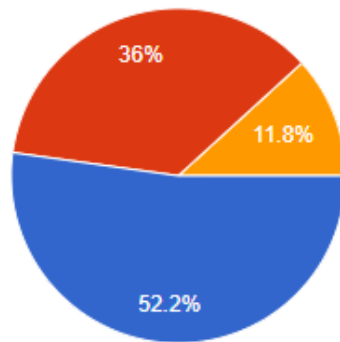
SUNDAY SCHOOL WORKS!

Below is a summary of our [2022 Children's Ministry Statistics](#). This print-ready version is ideal to share with your team or save in your files. [Click here](#) to download the full spreadsheet.

We asked 1,200 children's ministry leaders to share about their local situations in late January 2022. The responses are often concerning, especially the impact of COVID on how churches are reaching young families.

Are you meeting in-person?

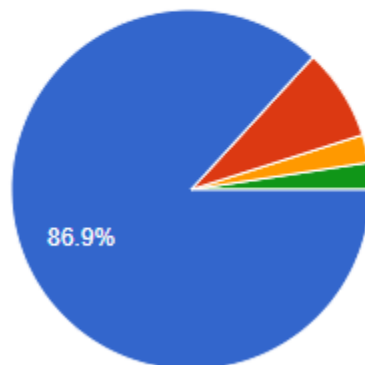
1,199 responses



- Yes - 100% like pre-Covid
- Kinda - some programs are back but we keep adjusting
- No - we are still on-hold or remote-only

How many kids are part of your ministry?

1,202 responses

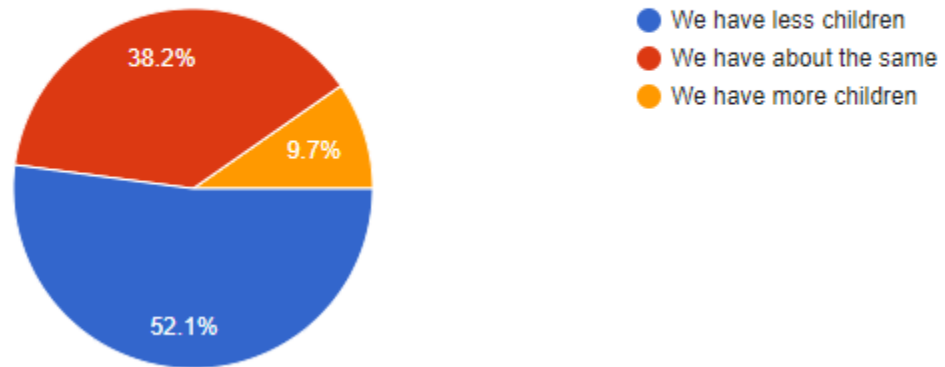


- less than 50
- 50-100
- 100-150
- more than 150+

Ministry attendance on a local level has yet to recover from the pandemic. Attendance, volunteers, and budgets have suffered. Even major summer programs like VBS are in doubt a full two years after the pandemic started.

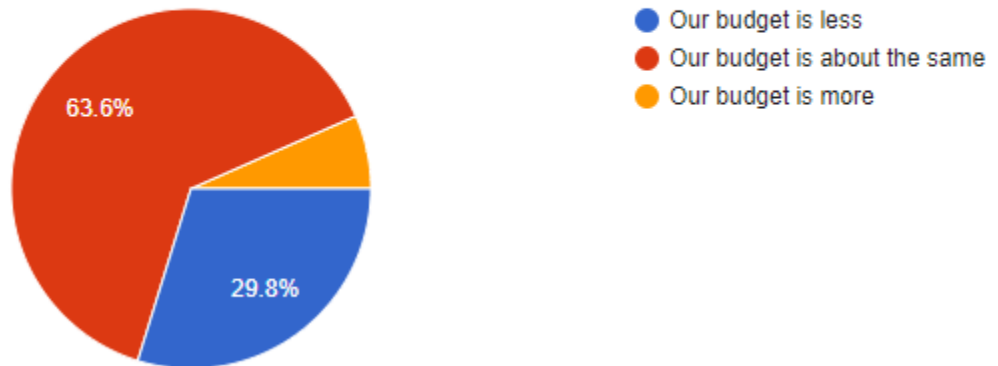
Comparing to before Covid:

1,190 responses



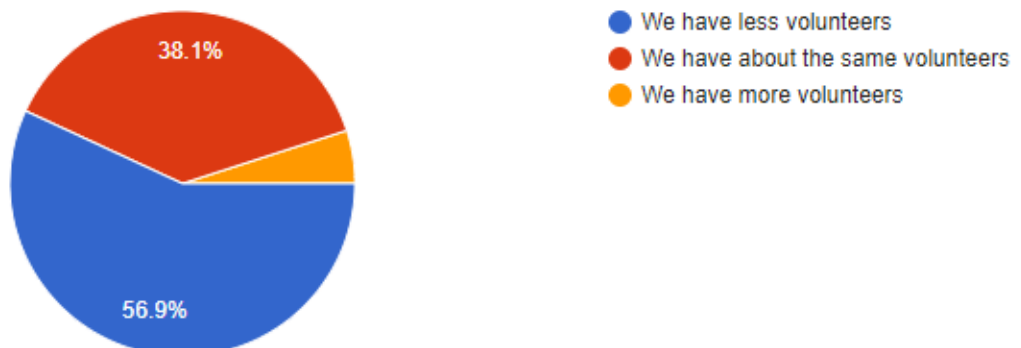
Comparing to before Covid:

1,182 responses



Comparing to before Covid:

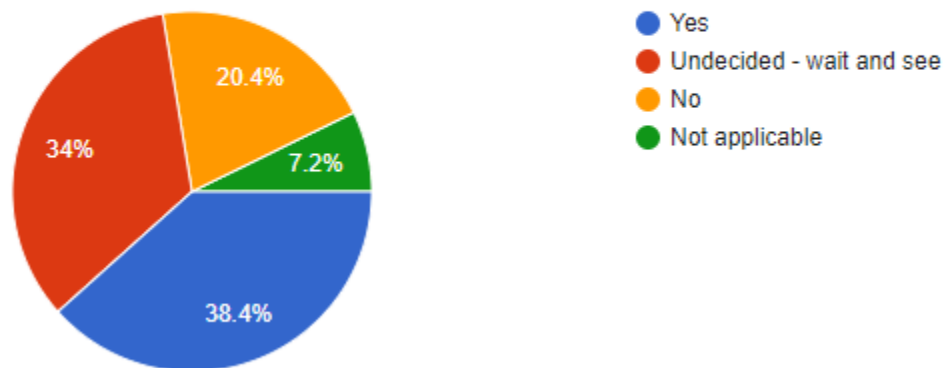
1,188 responses



Traditional summer programs for 2022 are still in question among many churches.

Is your church planning VBS this summer?

1,188 responses



More Research on Children's Ministry and Church Families

Our survey is one small snapshot and can't tell the full story. The following links are a good place to continue your own research into the state of children's ministry.

- <https://ministry-to-children.com/childrens-ministry-statistics/>
- <https://www.barna.com/research/children-church-home/>
- <https://childrensministry.com/childrens-ministrys-impact/>
- <https://lifewayresearch.com/2020/01/07/20-vital-stats-for-ministry-in-2020/>
- <https://www.zippia.com/children-s-ministries-director-jobs/demographics/>
- <https://kidsministry.lifeway.com/2022/01/20/lifeway-research-post-covid-insights-encouragement/>