

# Satan Tempts Jesus (Luke 4:1-13) Sunday School Lesson and Activities for Kids

---

 [ministry-to-children.com/lesson-satan-tempts-jesus-luke-41-13](http://ministry-to-children.com/lesson-satan-tempts-jesus-luke-41-13)

January 20, 2016



Luke 4:1-13 teaches how Jesus' resisted temptation

Jesus was both fully a man and fully God. When Satan tempted Him the desire to give into temptation was there but He withstood the temptation because of His divine nature. Jesus, our God, knows how it feels to be tempted and we can find comfort in knowing that He can relate to our struggles. Preschoolers need to know that Jesus was fully man and fully God and so He did not sin. They will find comfort in knowing that He can help them when they are tempted.

**Lesson Title: Satan Tempts Jesus**

**Bible Reference: Luke 4:1-13**

**Learning Context: Children's Church or Sunday School**

**Target Time Frame: 1 ½ hour**

**Learning Aim: Jesus felt tempted but did not sin. He will help you avoid sin as well.**

---

## Lesson Materials Needed:

1. Candy
2. A sturdy bowl
3. Slotted Spoons
4. Small Rocks
5. Bread Loaf Pan
6. Towels
7. Blocks
8. Painters or Masking Tape
9. Red Construction Paper
10. Ribbon
11. A Hole Puncher
12. Scissors
13. Markers

You say the *Italicized* words. Non-italicized words are directions.

## **Lesson Introduction Activity: Feeling Tempted**

---

Before Class: Lay a few pieces of candy on the table.

Say, *I am going to eat this candy after church. It's really good candy so don't touch it ok?*  
Keep talking about the candy and how yummy it is.

Say, *Today we are going to talk about when Satan tempted Jesus. Do you know what being tempted means? Allow for responses. Being tempted is when you want to do something even though you know it's wrong. Right now you are probably tempted to eat this candy on the table, aren't you? How does it make you feel knowing that you aren't allowed to have the candy? I bet that right now all you can think about right. I put the candy in front of you but I won't let you have it. So right now I am tempting because I won't let you have it. Even though you really want the candy it would be wrong for you to take it.*

At this point you can go ahead and share you candy with the class.

Say, *I am not going to tempt you anymore. Everyone can have some candy. Today we are going to learn about a time when Jesus was tempted. Jesus is God's son and He cannot sin, but He still feels temptation. Let's find out how Jesus handles being tempted.*

## **Bible Story: Satan Tempts Jesus (Luke 4:1-13)**

---

Say, *Once Jesus began His ministry, He was led into the wilderness. He stayed there for 40 days and 40 nights and He did not have anything to eat or drink. What does it feel like to be hungry? I know that I get hungry after a few hours of not eating and Jesus went 40 days so He was very, very hungry. Then Satan, the devil, came to see Jesus. He tempted Jesus by telling Him to turn a stone into bread. But Jesus said, "you can't live on bread alone." And He did not turn the stone into bread.*

*Next, that Satan took Jesus up to a high mountain and showed Him all the kingdoms and riches and gold in the world. Satan told Jesus that if He would worship him that he would give him all the kingdoms and glory in the world. That means that Jesus could be rich and have all the food He wanted on Earth. But Jesus said, "Worship the Lord your God and serve Him only." It would be wrong to worship anyone but God. So Jesus did not worship Satan, even though He was very hungry.*

*Finally, Satan took Jesus to Jerusalem and made Him stand in the highest point in the temple. He teased Jesus and told Him to prove that He really was God's son. He told Jesus to jump off the top of temple and let the angels catch Him. The angels would certainly take*

*care of Jesus if they needed to, but Jesus did not jump off the top of the temple. Instead He said, "it is written: do not test God." Jesus did not give into Satan's temptation.*

*Three times Satan tempted Jesus. Jesus felt tempted because He was human. But He did not sin because He was God. Jesus knows how it feels to be tempted, just like you were tempted with candy this morning. Whenever you are tempted to sin He can help you.*

## **Turning Stones into Bread Game Activity**

---

You will need a sturdy bowl. Fill it half way with water and put small stones in the bottom. You will need a few large slotted spoons and a bread loaf pan. Cover the table with a towel in case of spills. This game can be played as a relay race or just as an activity to do together. Let the kids take turns scooping the stones out the water and into the bread pan. Time them to see how quickly they can pick up all the stones or make it a relay if desired. Omit the water if it is too messy for your class.

*Say: When Jesus was in the desert He was tempted to turn stones into bread because He had not eaten in 40 days. Even though He was hungry He told Satan no! and followed God. It was better for Jesus to be hungry than for Him to sin. If you are ever tempted to sin Jesus can help you say no!*

## **Saying No to the Riches of the World : Bible Lesson Activity**

---

Use blocks to build a city. Tell them that no matter how much they are tempted they cannot knock down the city until everyone is ready. Talk about how temptation is when they want to knock down the city even though they should not. Once you are done let the kids knock it down.

*Say: Satan offered to give Jesus all the riches in the world. He could have ruled every city and had all the money in the world but He said no. Jesus knew that the only God deserves to be worshiped. Not cities, or famous people or money. You all built a very good city but let's knock it down because we know that serving God is better than having cities and riches.*

## **Play a Jumping game: Bible Lesson Activity**

---

Use tape to draw 5 lines on the floor, each about 1 foot apart. Play a few jumping games.

- Game 1: While keeping their feet together have each child try to jump over the lines without touching them.
- Game 2: See how far each child can jump.
- Game 3: Try to hop over the lines on one foot.

Say: *The last way that Satan tempted Jesus was by telling Him to jump off of a building and let the angels catch Him to prove that He is God's son. Jesus could have done, but He didn't because he knew that it is wrong to tempt God. We jumped for fun, but Jesus had to make a big decision and He chose not to sin.*

## **Jesus Helps Us Overcome Temptation Craft Bible Lesson Activity**

---

You will need red construction paper, ribbon, a hole puncher, scissors, and marker. Cut a heart out of the construction paper. Punch holes around the edges. Write "Jesus Helps Us" on the heart. Let the kids weave the ribbon through holes on the edges of the heart.

Say, *Jesus felt temptation because He was human, but He never sinned because He was God's son. If you ever feel tempted to sin then you can ask Jesus to help you. Jesus knows how hard it is to resist temptation and He wants to help you!*

## **Review the Lesson and Pray with the Children for God's Help in Overcoming Temptation**

---

Talk to the kids about what they have learned today.

- Ask: How did it feel to be tempted at the beginning of the lesson?
- Why was it hard for you to resist grabbing and eating the candy?
- Sometimes what we want to do isn't the right thing to do, when you are tempted who can help you?

Close in prayer, asking God to watch over the class and help them understand that Jesus is God and was also human. Ask God to help the kids when they feel tempted.

## **More Lesson Plans and Idea for this Bible Story in Sunday School**

---

- [Jesus is Tempted \(Matthew 4:1-11\) Sunday School Lesson](#)
- [Lesson: Jesus Battles The Devil and Temptation \(Matthew 4:1-11\)](#)
- [Jesus is Tempted Preschool Bible Lesson — Ministry-To-Children](#)
- See our new [Temptation of Christ Bible Object Lesson Message](#)
- See our new [Craft Ideas on Overcoming Temptation from Luke 4:1-13](#)
- See teaching example of this [children's sermon lesson](#) and [overcoming temptation crafts](#)
- Compare the [Children's Ministry Bible Lesson \(Luke 4:1-13\) What We Love the Most](#)
- Compare [Temptation of Christ Children's Sermon from Matthew 4:1-11](#)
- Compare the [Jesus is Tempted in the Wilderness Bible Story Lesson and Activities](#)
- Download [Bible Crafts on the Temptation of Christ](#) from Ministry-To-Children
- Download [Jesus Overcomes Temptation coloring pages and worksheet activities](#)

**New Sunday School Curriculum:** Our Bible lessons are designed to keep the kids' attention and show how God's Word makes a difference. Every series is flexible enough for a wide-age group and affordable enough for small churches. Download a [free Bible lesson in pdf](#) or view our latest [Sunday School curriculum for kids](#).

Name: \_\_\_\_\_

# **JESUS' TEMPTATION TO SIN**

## **ACTIVITY PAGE**

### **BRAINSTORM...**

What does the word temptation mean? (You may look it up in a dictionary, but use your own words.)

Write down five things that can be a temptation:

- 1.
- 2.
- 3.
- 4.
- 5.

From your list, circle the temptation that's hardest for you. What can you do to battle your hardest temptation?

### **BIBLE STUDY**

The following verses comfort us and/or tell us how we can beat temptation. Look up each verse and write out the words:

1. 1 Corinthians 10:13 –

2. Matthew 26:41 –

3. Hebrews 4:15 –

Which of these verses give you the most comfort in dealing with temptation?

Challenge yourself and see if you can memorize that verse this week!

---

# Standing Firm on God's Word to Overcome Temptation

*Bible Craft Ideas on the Temptation of Christ in the  
Desert from Luke 4:1-13*

---



Nothing Defeats Scripture! Craft Ideas for The Temptation of Christ. There will always be times in our lives when we might want to do what we shouldn't, but God equips us with what we need to stand strong. When we know we have Jesus on our side, anything is possible! He has faced temptation and defeated Satan, and promises to be with us when temptation to sin strikes. These crafts celebrate that God's Word is the best way to fight off harmful urges. A "Sword of the Spirit Sheath" serves as a Bible carrier. A "Stick Close to Christ Shield" incorporates a pop-up image as a reminder that nothing keeps us down when Jesus backs us!

---

## Bible Verses or Craft Captions to Consider... (Main Text: Luke 4:1-13)

---

*And Jesus answered him, "It is written, 'Man shall not live by bread alone.'" -Luke 4:4*

*And Jesus answered him, "It is said, 'You shall not put the Lord your God to the test.'" -Luke 4:12*

*For we do not have a high priest who is unable to sympathize with our weaknesses, but one who in every respect has been tempted as we are, yet without sin. 16 Let us then with confidence draw near to the throne of grace, that we may receive mercy and find grace to help in time of need. -Hebrews 4:15-16*

*Stay connected to Christ and stand strong!*

*Nothing overcomes the power of the cross!*

*Jesus is the ROCK!*

*God's Word...my treasure and weapon! Sword of the Spirit...God's true word!*

---

## Craft one: "Sword of the Spirit Sheath"

---

### You will need:

- Paper bags (lunch bags or nicer ones)
- Scissors
- Construction paper, cardstock or cardboard
- Markers or decorating materials
- Stickers, glitter, jewels, or other decorations



### Procedure:

1. Choose the bag you would like to use as a Bible carrying case.
2. Decorate the bag with verses, captions, and a name plate. Decorate both sides, and add handles if not already present.
3. Add extra stickers, sparkles, and decorations as desired. Use the bag to carry God's Word wherever you go!





---

## Craft Two: "Stick Close to Christ Shield"

---



### You will need:

- Scissors
- Construction paper or cardstock
- Glue and/or tape
- Decorative materials (markers, crayons, stickers)
- Cross (popsicle sticks together or foam/wood)
- Paper plate
- Rock (Optional)



### Procedure:

1. Decorate the plate with markers and crayons, adding verses and captions.
2. On a small rectangle piece of paper, draw an image of a person (represent the student).
3. Bend the bottom of the person picture, and secure it to the plate with glue or tape, attaching it near (ideally touching) the cross. Make sure the person springs back up when pressed down.
4. If desired, add extra decorations, including a small rock. Use the plate as an interactive reminder that nothing keeps us down when we are connected to Christ!



# How2pray




THE WHEN...

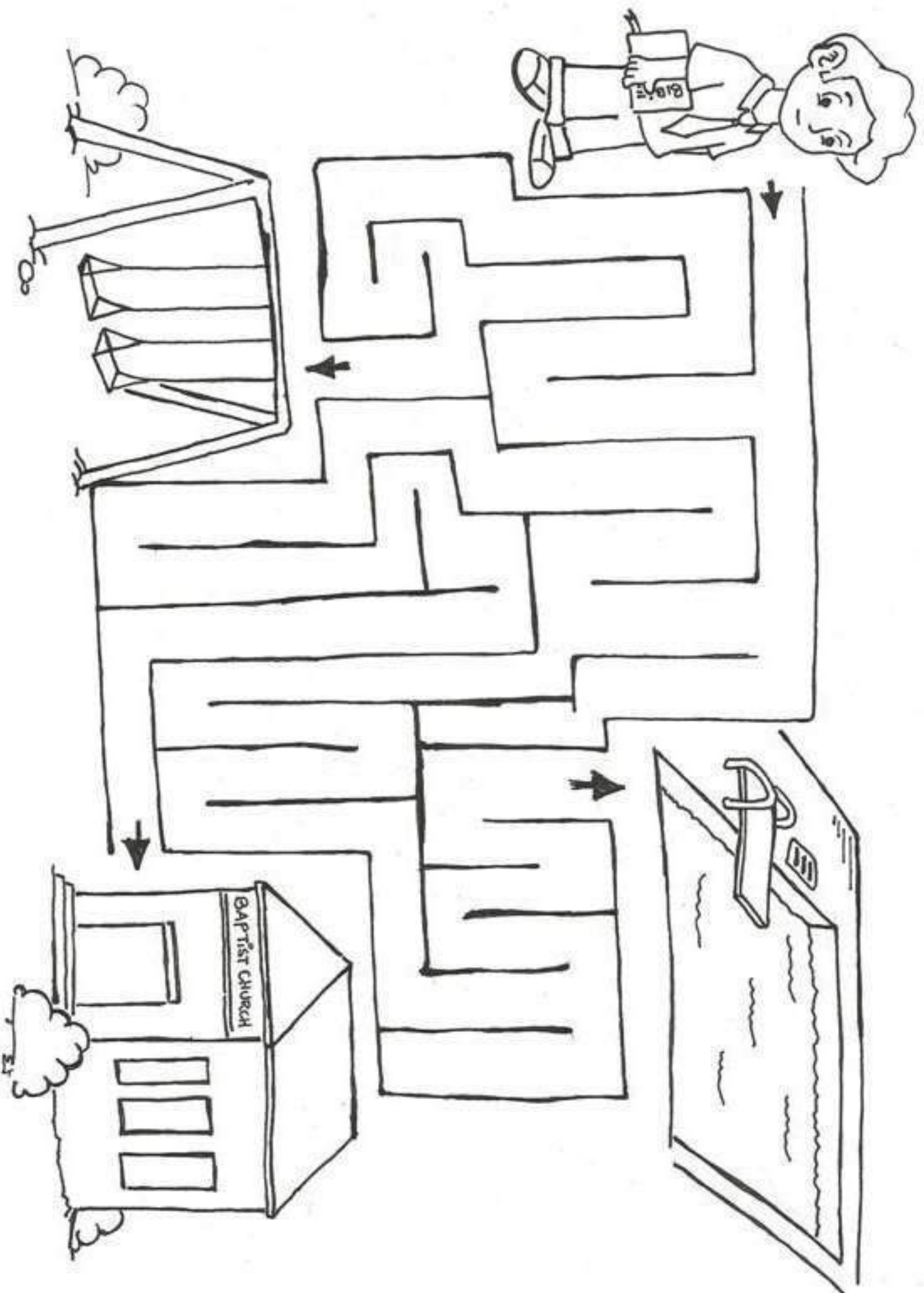
Lead us not into




temptation









- 1 = Red      4 = Green      7 = Orange  
 2 = Blue      5 = Brown  
 3 = Yellow      6 = Grey

---

# Overcoming Temptation

## *Children's Sermon Object Lesson on the Temptation of Christ in the Desert from Luke 4:1-13*

---



**Children's Ministry Message on the Temptation of Jesus.** How can we withstand the temptation to sin? What do we turn to when faced with Satan's lies? The Bible is our greatest tool and weapon against temptation. On our own, we may fall, but with the help of Christ, we can stand up to evil forces. God's Word will back us up! This message uses paper and a Bible to represent the reliable strength of Scripture. Like a piece of paper by itself, we are easily torn on our own power. When we lean on God, like a paper bolstered by a hard Bible, nothing can overcome!

**Law/Gospel Theme:** The story of Christ's temptation is both inspiring and comforting. Through it, we see the power of God's Word to help us stand against temptation. However, we also realize that Jesus faced temptation, too. He went through the same trials that we face (and then some!) and overcame them. Our savior can truly empathize with our struggles and support us, because He endured challenges in His earthly life. He is with us always, and protects us with His love.

**Optional Materials:** Papers, pencils, scissors (optional), Bible

**Bible Story Reference:** Luke 4:1-13

### **More Bible Story Teaching Activities**

- See teaching example of this [children's sermon lesson](#) and [overcoming temptation crafts](#)
- Download all our [Temptation of Christ Sunday School Lessons in PDF](#)
- See our new [Craft Ideas on Overcoming Temptation from Luke 4:1-13](#)
- Compare [Temptation of Christ Sunday School Lessons from Matthew 4:1-11](#)
- Compare [Satan Tempts Jesus in the Desert \(Luke 4:1-13\) Sunday School Lesson](#)
- Compare the [Children's Ministry Bible Lesson \(Luke 4:1-13\) What We Love the Most](#)
- Compare [Jesus was Tempted \(Mark 1:12-13\) Preschool Lesson](#)
- Compare [Temptation of Christ Children's Sermon from Matthew 4:1-11](#)
- Compare the [Jesus is Tempted in the Wilderness Bible Story Lesson and Activities](#)
- Download [Bible Crafts on the Temptation of Christ](#) from Ministry-To-Children
- Download [Jesus Overcomes Temptation coloring pages and worksheet activities](#)

---

## Children's Sermon Object Lesson Message (Luke 4:1-13)

### Jesus Overcame Temptation in the Desert

---

*Greet children, with a sheet of paper and some "poking" implements handy.*

Hello, children of God! I have a little challenge for you today. I have here a piece of paper, and I want you to see if you can poke a hole in this piece of paper. Are you ready to give it a try? *(Invite students to pierce the paper, first using a finger, and then a slightly sharper instrument like a pencil or brad fastener.)* Well, that was pretty easy, right? If it's just this single sheet of paper, it doesn't take much to pass right through and break it down. Well, we are going to try poking through a piece of paper again, only this time, I'm going to add something. *(Use a fresh piece, and place a Bible behind the paper).* Okay, now can you poke through the paper? *(Allow students to try again. Perhaps even use something sharper to try it yourself).* Wow, it's a whole lot harder to tear through when something strong and solid is behind this paper, isn't it? I can't seem to pierce through it!

Well, in case you hadn't noticed, I had my Bible behind that piece of paper. Scripture is quite powerful! It can help us, too. When we face challenges or struggles, the Bible provides us with a strong weapon to defeat them. God has given us His words as a reminder that He is always with us. We can lean on those words for hope and help.

Did you know that Jesus used Scripture to defeat Satan? In the Bible, we read about a time when Jesus went into the wilderness and was tempted by the Devil. Do you know what it means to be tempted? It means you want to do something that you know you shouldn't do. Wanting to do something bad is not a sin, but we don't want to give in to those temptations. When Satan came to Jesus, he tried to make the Lord do things He knew He was not supposed to do. Jesus quoted Bible verses to combat the lies that the Devil was saying. He used God's Word as a weapon against temptation and against the father of falsehood. Even Satan couldn't stand up against Scripture! He tried three times to tempt Jesus, and finally gave up.

This story reminds us of some very important and comforting truths. For one thing, it assures us that Jesus is with us, and knows what we are going through. When challenging times or tough temptations come our way, we can recall that Jesus has been through all of it Himself. He faced trials and overcame them, so that He could understand our struggles and help us through them. Jesus

assures us that nothing will come our way that will be too tough to handle, if we lean on Him. We also see here how essential it is to rely on the truth of God's Word. The Bible is not just a book of stories. It's a weapon against evil. If we try to endure all of our challenges on our own, we might be like that single piece of paper, easy to poke through and defeat. But with Scripture backing us up, nothing can get through! If God is for us, no one can be against us. He is our strength and shield, supporting us and loving us at all times. Prayer and Bible reading will get us through a lot! Why don't we pray right now?

Let's pray to thank God for Jesus and His strong Word:

---

### **Children's Prayer Moment:**

---

(Have kids repeat each line)

Dear God,

Thank you for helping us stand firm against temptation

Thank you for your solid Word

Please help us to read it and trust it

And lean on your Son for strength

Thank you for loving us

We love you, God!

In Jesus name, Amen!



---

## **Bible Verses/story to Reference: Luke 4:1-13 ESV**

---

*And Jesus, full of the Holy Spirit, returned from the Jordan and was led by the Spirit in the wilderness 2 for forty days, being tempted by the devil. And he ate nothing during those days. And when they were ended, he was hungry. 3 The devil said to him, "If you are the Son of God, command this stone to become bread." 4 And Jesus answered him, "It is written, 'Man shall not live by bread alone.'" 5 And the devil took him up and showed him all the kingdoms of the world in a moment of time, 6 and said to him, "To you I will give all this authority and their glory, for it has been delivered to me, and I give it to whom I will. 7 If you, then, will worship me, it will all be yours." 8 And Jesus answered him, "It is written, "You shall worship the Lord your God, and him only shall you serve."*

*9 And he took him to Jerusalem and set him on the pinnacle of the temple and said to him, "If you are the Son of God, throw yourself down from here, 10 for it is written,*

*"He will command his angels concerning you, to guard you,'11 and "On their hands they will bear you up, lest you strike your foot against a stone."*

*12 And Jesus answered him, "It is said, 'You shall not put the Lord your God to the test.'" 13 And when the devil had ended every temptation, he departed from him until an opportune time. -[Luke 4:1-13](#)*

# Jesus is Tempted (Matthew 4:1-11) Sunday School Lesson

---

 [ministry-to-children.com/jesus-is-tempted-lesson](http://ministry-to-children.com/jesus-is-tempted-lesson)

Beth Steward

April 28,  
2016

**Title:** Jesus is Tempted

**Scripture:** Matthew 4:1-11

**Target Age Group:** 3<sup>rd</sup>-5<sup>th</sup> grade

**Main Point:** Jesus faced temptation but did not sin

**Supplies:** Bibles, paper, pencils, Play-Doh

**Related:** See more lessons and resources based on [Matthew 4:1-11](#)

## Lesson Opening

---

- **Ask:** What is temptation? (*The desire to do something, generally something we can't or shouldn't do*)
- **Ask:** What are some things that kids are tempted by? (*Write answers on the board.*)
- *Teacher, share something that you are tempted by. Help kids to understand that temptation isn't something we grow out of once we reach adulthood, but we must constantly rely on God to help us overcome temptation.*
- **Ask:** When you are tempted by something, how do you deal with the temptation?
- **Say:** Today's we'll learn that **Jesus faced temptation but did not sin.**

## Tell the Story

---

**Ask:** What does it mean to be tempted by something? What are some things that are tempting?

**Say:** Temptation all by itself isn't sinful. It's what we do when we're tempted that matters. Sometimes it's really hard to walk away from something we want (even if it's something we shouldn't have.) But when we give in to temptation that leads us into sin.

**Ask:** Did you know that Jesus was tempted? He was! **Jesus faced temptation but did not sin.**

**Ask:** Who remembers what the four gospels are? (*Matthew, Mark, Luke, and John.*)

**Say:** Today's story comes from the book of Matthew, the first book in the New Testament. Last week we heard how John the Baptist baptized Jesus in the Jordan River. We learned that The Holy Spirit descended on Jesus in the form of a dove, and God spoke from heaven saying, "This is my Son, whom I love; with Him I am well pleased."

**Tell the Story:** Immediately after all this happened, God sent Jesus into the wilderness where he fasted for 40 days.

**Ask:** Does anyone know what it means to fast? (*To go without food for a given amount of time in order to spend time praying and thinking about God.*)

**Ask:** At the end of those 40 days how do you think Jesus felt?

**Tell the Story:** Jesus was hungry! Suddenly Satan appeared to Jesus and tried to tempt him. He said, "If you are the Son of God, tell these stones to become bread."

**Ask:** Do you think Jesus was tempted to do that? If you were in Jesus' place what would you have done? Let's read from God's Word to find out what Jesus did.

**Read Matthew 4:4** *"Jesus answered, 'It is written: Man does not live on bread alone, but on every word that comes from the mouth of God.'"*

**Say:** Instead of giving into the temptation to turn the stones into bread, Jesus remembered what God's Word says. Way back in the Old Testament book of Deuteronomy we can read about how the Israelites were wandering in the desert and they were really concerned about what they were going to eat. In fact they cared more about food than their God who provided it! In reality, we need God more than we need anything else in the world because it's God Himself who sustains us. That's what Jesus remembered when Satan tempted Him, and knowing this truth allowed Jesus to resist temptation. **Jesus faced temptation but did not sin.**

**Tell the Story:** Satan wasn't finished with Jesus! Next he took Jesus to Jerusalem and had him stand at the very top of the temple. Satan said that if Jesus was truly the Son of God he could jump from the top of the temple and wouldn't be hurt. "God will take care of you." Satan told him. "It even says in God's Word that God will send angels to take care of you. They will lift up your hands and you won't even hit your foot on a stone."

**Say:** Woah, now Satan was using scripture too! He was quoting from the Old Testament book of Psalms and tried to tempt Jesus to test God's protection. After all if Jesus was the Son of God, wouldn't God save him?

**Read Matthew 4:7** *"Jesus answered him, 'It is also written: 'Do not put the Lord your God to the test.'"*

**Tell the Story:** You would think by this time Satan would just give up, but he still wasn't finished trying to get Jesus to sin. This time Satan took Jesus up to a high mountain and showed him all the kingdoms of the world. "Look at all this!" Satan said. "All of this will be yours if you would only bow down and worship me!"

**Read Matthew 4:10** *"Jesus said to him, 'Away from me, Satan! For it is written, 'Worship the Lord your God and serve him only.'"*

**Tell the Story:** For a third time Jesus quoted scripture to Satan, reminding him of the truth of God's Word. **Jesus faced temptation but did not sin.**

**Say:** Did you know that this was not the only time that Jesus was tempted? Three years later Jesus was on the cross. People passed by him and shouted up to him, "Save yourself! If you are really the Son of God, you could come down from that cross!" Jesus certainly could have saved himself because He truly was (and is) God. Jesus didn't deserve to die on the cross because He was absolutely perfect. **Jesus faced temptation but did not sin.**

**Ask:** Have you ever faced temptation?

**Say:** God knows that we will be tempted by many things in our lives, and He has given us a powerful weapon to help us fight against it. Does anyone know what it is? (*The Bible*) God's Word reminds us of what is true, even when Satan tries to tempt us to forget it.

**Say:** God reminds us in the book of Hebrews why it's important that **Jesus faced temptation but did not sin.** Let's read and find out.

**Read Hebrews 4:15** *"We do not have a high priest who is unable to sympathize with our weaknesses, but we have one who has been tempted in every way, just as we are—yet was without sin. Let us then approach the throne of grace with confidence, so that we may receive mercy and find grace to help us in our time of need."*

**Say:** Jesus is our high priest! He knows what it's like to be tempted. He's been in our shoes, and there's nothing that we experience that Jesus hasn't endured himself. There's a big difference though. When we're tempted, we often sin. **Jesus faced temptation but did not sin.** Jesus did what is completely impossible for us! And because Jesus died on the cross and was raised from the dead, we have a promise that whoever puts their faith in Christ will be shown grace. Because of Jesus' perfect life we can come before the throne of God! Let's pray and thank God for this amazing gift.

**Pray** *Dear God thank you for Your Word and what a powerful weapon it is as we fight against temptation. Thank you for showing us how Jesus faced temptation but did not sin. We praise you for your amazing grace in our lives and for loving us so much that you would send your only Son to die for our sins. Amen.*

## Review Questions

---

- **What was the main point from our lesson?** (Jesus faced temptation but did not sin.)
- **Where was Jesus when he was tempted?** (The wilderness)
- **What did Jesus do for 40 days and 40 nights?** (Fast)
- **What 3 ways did Satan tempt Jesus?** (Alleviate hunger, test God's protection, power)
- **What is something you learned about Jesus from this story?**

## Learning Activity 1: Alternate Ending

---

Supplies: Bibles, Paper, pencils

- **Say:** We learned about the time that Jesus was tempted by Satan in the wilderness. But remember, there was another time that Jesus was tempted.
- Pass out Bibles and have the kids look up **Matthew 27:39-40**
- **Ask:** How was Jesus tempted?
- **Say:** I want you to imagine that things in this story turned out differently. Imagine that Jesus had listened to all those people passing by as he hung on the cross. Imagine that He had used His power to save himself and come down from the cross. What would that mean for us?
- Pass out the paper and pencils to each kid. Have them write about (or draw a picture) of how things would have turned out if Jesus hadn't died for our sins.

## Learning Activity 2: Playdoh Scene

---

Supplies: Play-doh

Let the kids work in small groups and pass out the Play-Doh to each group. Let them choose a scene from the story to create with the Play-Doh

You've already voted this article with 5.0

---

# Craft Ideas on the Temptation of Christ

---

Faith Focus First...and Always! Positive Reminders to Dwell on  
Craft Ideas for the Temptation of Christ

Young children might not easily understand the concept of temptation...they don't always have the same temptations as adults, but certainly still sometimes fall sway to doing what they shouldn't. The focus, then, is to communicate to kids how important it is to focus on positive things. These crafts aim to do just that. One is a "target practice" dart game, meant to distract young minds from negative elements and re-direct attention to things of God. The other craft is a simple vehicle for holding and keeping Bible verses, to remember that God's Word is the true "bread" of our lives.

## More Help for Teaching on the Temptation of Christ

- [Jesus is Tempted \(Matthew 4:1-11\) Sunday School Lesson](#)
- [Lesson: Jesus Battles The Devil and Temptation \(Matthew 4:1-11\)](#)
- [Jesus is Tempted Preschool Bible Lesson - Ministry-To-Children](#)
- [Children's Sermon on the Temptation of Jesus](#)

## Bible Verses or Craft Captions to Consider...

*But (Jesus) answered, "It is written,*

*"Man shall not live by bread alone,*

*but by every word that comes from the mouth of God."* -Matthew 4:4

*Jesus said to them, "I am the bread of life; whoever comes to me shall not hunger, and whoever believes in me shall never thirst. -John 6:35*

*Finally, brothers, whatever is true, whatever is honorable, whatever is just, whatever is pure, whatever is lovely, whatever is commendable, if there is any excellence, if there is anything worthy of praise, think about these things.*

*"Not by Bread Alone"*

*"Loaf of Love... verses to encourage"*

*"Fight Temptation with a positive target!"*

---



Copyright © [Ministry-To-Children.com](#) – Permission granted for any non-profit use. Written by [Kristin Schmidt](#) . Illustrations from [ChristianClipArts.com](#) Scripture quotes from the Holy Bible, New International Version®, NIV® Copyright ©1973, 1978, 1984, 2011 by Biblica, Inc.®

---

# Craft one: “Temptation Target”

---

## You will need:

- Scissors
- Construction paper
- Paper plates
- Markers or decorating materials
- Glue and/or tape
- Popsicle sticks



## Procedure:

1. Decorate the paper plate to look like a target. Draw several circles, one inside the other.
2. In each circle, write positive things to occupy time and attention. Decorate with color or stickers as desired.
3. Glue a popsicle stick cross in the “bullseye” section, to remind students to keep Christ first and foremost.
4. If you would like to hang the craft, attach a string or pipe cleaner to the back side.
5. Using construction paper, write down things that might be tricky or tempting. Crumple the paper and use as “ammunition” to throw at the target. Plan on doing one of the positive options that the target offers, according to where the “dart” hits!





---

# Craft Two: “Scripture Slices”

---

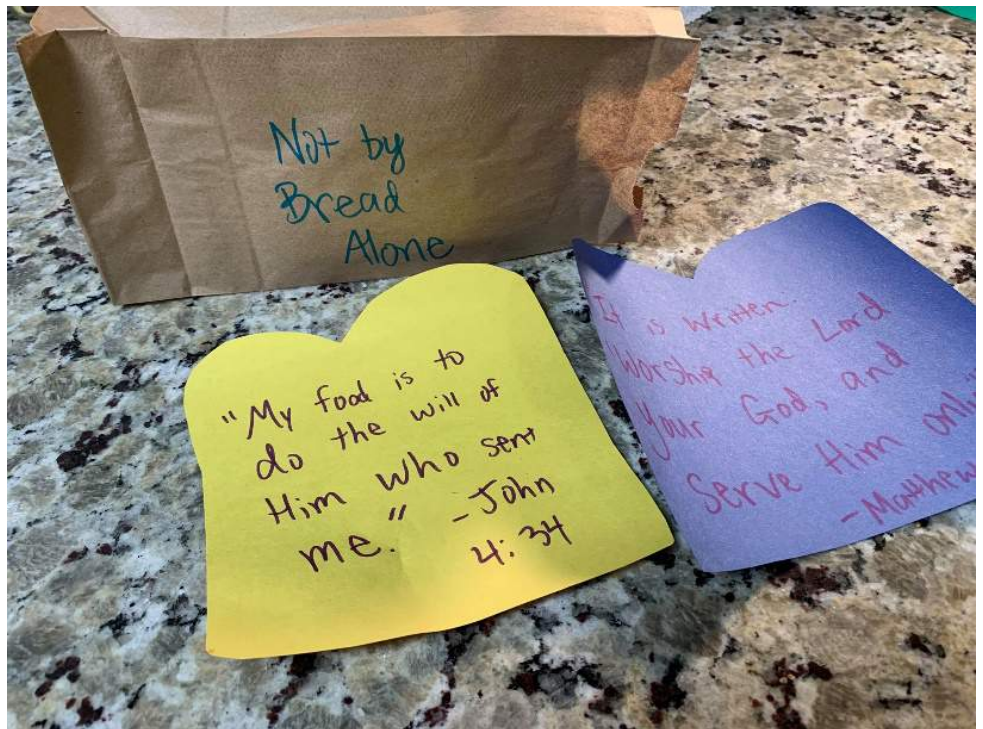
You will need:

- Paper bags
- Scissors
- Construction paper or cardstock
- Glue and/or tape
- Decorative materials (markers, crayons, stickers)



Procedure:

1. Decorate the paper bag to make a “loaf” reminiscent of a bread loaf. Add a caption (written or printed) and additional décor as desired.
2. Cut the construction paper or cardstock to look like slices of bread.
3. Write or cut and paste Bible verses on each “slice” of paper.
4. Carefully place the verse “slices” inside the loaf bag.
5. Partially seal the bag, but allow it to be opened for browsing and reading verses.







Thank you for downloading these free materials. Our team is grateful for your trust and pray that God will bless your ministry.

This resource was prepared by [Kristin Schmidt](#) (pictured right). She serves at the Epiphany Lutheran Church in Castle Rock, CO. She has shared her teaching gifts through *Ministry-To-Children* since 2014 and now serves as our lead curriculum writer.



Every week she writes new [Sunday School lessons](#), [Bible crafts](#), and [children's sermons](#).

Kristin has a professional background in elementary and pre-school education. A graduate of Biola University, she holds a Master of Education and will receive the Master of Theology degree from Concordia University, Irvine, California, in May 2020. Kristin grew up in southern California and lived the past 10 years in Georgia. She is a long-distance runner and voracious reader. In addition to children's curriculum, she shares her student ministry activities and lesson ideas on [YouthGroupMinistry.com](#)

My name is [Tony Kummer](#) (pictured below). I started Ministry-To-Children.com in 2007 as a free resource for anyone sharing Jesus with kids. It is my personal honor to share these resources with churches around the world. I am building two new websites. One is called [Ministry Answers](#) to help Christians find answers in God's Word. The other is called [Devotional Christian](#) and to help you focus on personal prayer and quiet times.



[Reader donations](#) and your support at [The Sunday School Store](#) fund these free materials. Please keep us in mind when you are choosing your next children's ministry curriculum.

If you enjoy our material, be sure to [sign-up for my free email newsletter](#) called "Sunday School Works!" Every Tuesday, I send the latest new lessons, crafts, and coloring pages in print-friendly format to make your lesson planning easy.

May God continue to bless your ministry!

*Tony Kummer*