

ROAR INTO 2024

being bold in our faith

4-week
children's
ministry
curriculum



THE SUNDAY SCHOOL STORE

"Roar into 2024: Being Bold in Our Faith" will help kids begin the new year with bold faith. This 4-week children's ministry curriculum brings to life the stories of bravery rooted in Christ's love. Each captivating lesson will deepen Bible understanding and help kids experience a personal relationship with Jesus. Get ready to roar into the new year with strengthened faith!

Target Age Group: Children 6-12 Years Old

Setting: Children's Church or Sunday School

Big Idea: Because Jesus loves me, I can be fearless!

Memory Verse: 1 Corinthians 16:13

- Week 1: Esther - Brave Enough to Speak Out
- Week 2: Paul - Bold Proclaimer of the Gospel
- Week 3: Ehud - The Unexpected Hero
- Week 4: Stephen - Fearless in the Face of Persecution

Digital Files: You are viewing the 1st week as a free sample lesson. Use the link below to purchase the full 4-week curriculum. <https://sundayschool.store/products/roar-into-2024-curriculum>





Quick Start Guide

Memory Verse: 1 Corinthians 16:13

Big Idea: Because Jesus loves me, I can be fearless!

Week 1: Esther – Brave Enough to Speak Out

Scripture: Book of Esther

Main Idea: Speak up, be brave, protect others like Esther.

Teaching Objective: Kids will learn about Esther and how believing in Jesus can make them brave.

Week 2: Paul – Bold Proclaimer of the Gospel

Scripture: Acts 9:1-22 (Paul's Conversion and Baptism), Acts 14:1-20 (Paul's Boldness in Iconium and Lystra)

Main Idea: Paul's story shows us that anyone can change and do great things for God.

Teaching Objective: Children will learn about the radical transformation of Paul and the importance of sharing the Good News with others.

Week 3: Ehud – The Unexpected Hero

Scripture: Judges 3:12-30

Main Idea: God can make anyone brave when they answer His calling.

Teaching Objective: Children will learn from Ehud's story that God can use anyone for His purposes, even unexpectedly.

Week 4: Stephen – Fearless in the Face of Persecution

Scripture: Acts 6:8-15, Acts 7:54-60

Main Idea: Through faith in Jesus, Stephen stood for faith & spoke truth, even in danger.

Teaching Objective: Children will learn about Stephen's fearless faith and understand the importance of standing firm in their faith, no matter the circumstances.

Each lesson includes various engaging activities for children, such as group games, object lessons, interactive Bible stories, memory verse exercises, teaching skits, discussion guides, craft activities, word searches, and coloring pages.

**Big Idea: Because Jesus
loves me, I can be fearless!**



THE SUNDAY SCHOOL STORE

**Be on your guard;
stand firm in the faith;
be courageous; be strong.
1 Corinthians 16:13 (NIV)**



THE SUNDAY SCHOOL STORE

**Watch ye, stand fast in the
faith, quit you like men,
be strong.**

1 Corinthians 16:13 (KJV)



THE SUNDAY SCHOOL STORE

**Be watchful,
stand firm in the faith,
act like men, be strong.
1 Corinthians 16:13 (ESV)**



THE SUNDAY SCHOOL STORE

**Be on guard.
Stand firm in the faith.
Be courageous. Be strong.
1 Corinthians 16:13 (NLT)**



THE SUNDAY SCHOOL STORE



Week 1: Esther – Brave Enough to Speak Out

Scripture: Book of Esther

Main Idea: Just like Esther, God calls us to be brave and speak up to protect others, even when it seems difficult.

Teaching Objective: Kids will learn about Esther's story and see how important it is to be brave when they believe in Jesus.

Series Memory Verse: 1 Corinthians 16:13

Video Bible Stories: Use this link to access recommended Bible story videos and bonus content for this curriculum series. <https://linktr.ee/roar2024>



Introduction & Group Game: Captain's Orders

Welcome Script: Good morning, boys and girls! I hope you're ready for an amazing adventure today as we dive into our new series, "Roar into 2024: Being Bold in Our Faith." Today, we are starting with a powerful story about a brave and courageous woman named Esther. She faced a difficult situation but found the courage to speak up and protect others. Just like Esther, God calls us to be brave and speak up for what is right. Before we jump into our lesson, let's warm up with a fun game.

Game Instructions: Captain's Orders

1. Have all the children stand at one end of the room. The teacher acts as the 'Captain'.
2. When the Captain gives an order, the children must follow it. However, they should only follow the orders when the phrase "Captain says" is used before the order.
3. Examples of orders could be: "Captain says... touch your toes, Captain says... hop on one foot, Captain says... roar like a lion."
4. If the Captain gives an order without saying "Captain says" first, and any of the children follow it, those children have to sit down and are out for the rest of the round.
5. The last child standing is the winner of the round. They demonstrated bravery by following orders, even when they were a bit silly or challenging!
6. Play multiple rounds so everyone can be the last one standing.

Teacher Recap & Transition: (After the game) You all did a fantastic job following the Captain's orders! This game requires bravery to follow orders, even when they seem silly, just like Esther showed bravery in her story. She listened to God's orders and protected her people, even when it was scary and challenging. Now, let's learn more about Esther's courage and how we can be brave in our faith, just like her!

Object Lesson:

The Lifebuoy – God's Protection

Materials Needed: A lifebuoy or life ring (you could also use a picture of a lifebuoy if the actual object isn't available), A small toy figure to represent a person (optional)

Teacher's Script: (Teacher holds up the lifebuoy) Can anyone tell me what this is?

(Allow children to respond) A lifebuoy, also known as a life ring, is used to rescue people who are in trouble in the water. It helps them stay afloat and be pulled back to safety.

(The teacher holds up the toy figure or simply uses their hand to represent a person.)


Now, imagine this little toy figure (or my hand) is a person who is in danger. They're in the middle of the sea and they can't swim. They're scared and alone. (Place the figure or hand inside the lifebuoy)

Look! When a person is in a lifebuoy, they are safe. They have something that holds them up, keeps them from sinking, and they can be pulled back to the ship. This lifebuoy is like God's protection for us. In today's story, we will learn about Esther, a young woman who found herself in a scary situation. She was a Jew living in a land where the King's advisor wanted to harm her people. Just like a person in the middle of the sea, Esther could have been very scared, but do you know what she did? (Allow them to answer.)

Esther put her trust in God, just like someone in the water puts their trust in a lifebuoy. She was confident that God would protect her and her people, which gave her the courage to speak up, even in front of the king. And it paid off – just like the person saved by the lifebuoy, Esther and her people were saved because of her bravery and God's protection. We, too can trust in God to protect us, just like Esther did. Remember how she trusted God to protect her, no matter the situation. Are you ready to dive into her story and discover how her faith made her brave?

Bible Story:

Esther, Brave Enough to Speak Out

Note: This story included an extended Bible reading. For younger children, you might consider an illustrated story Bible. There are also some good summary videos available online.  God's Story: Esther <https://youtu.be/KPDRmkh7J9c>

Teacher: All right, everyone, it's time for our Bible story! Today, we're going to hear about an incredible woman named Esther.

READ: Book of Esther 1:1-2:18 (Esther Becomes Queen)

In a far-off land ruled by a king named Xerxes, a young Jewish woman named Esther lived. Esther was an orphan raised by her cousin Mordecai. Now, King Xerxes needed a new queen, and guess who was chosen? Yes, Esther! She became the queen, but she kept her Jewish faith a secret. Now, let's imagine Esther living in a palace but keeping such a big secret. How do you think Esther might have felt?

READ: Esther 2:19-3:15 (Mordecai Discovers a Plot and Haman's Plan)

Now, here's where the story gets more interesting. Esther's cousin, Mordecai, discovered a plot to kill the king and was able to stop it. But there was also a man named Haman, who did not like Mordecai because Mordecai refused to bow down to him. Haman was so angry that he planned to kill not just Mordecai but all the Jewish people in the kingdom. Can you imagine how scary it would be to hear such terrible news? What do you think you would do if you were Mordecai or Esther?

READ: Esther 4:1-17 (Esther Decides to Help Her People)

When Esther heard about Haman's plan, she was terrified. But brave Mordecai reminded her that she might have been made queen for a purpose - to save her people. Esther decided

to go to the king, even though it was risky. Imagine you're Esther. You're about to do something very brave, very scary. Can you do it? (Allow for responses and foster brief discussion.) It's not easy to be brave, but Esther had faith in God, and she was ready to do what was right.

READ: Esther 5:1-8, 7:1-6 (Esther's Request and Haman's Downfall)

Esther bravely approached the king and invited him and Haman to a banquet. Then, at the banquet, she revealed her Jewish identity and told the king about Haman's plan. The king was furious with Haman and ordered that he be punished. The Jewish people were saved thanks to Esther's courage!

Isn't it incredible how Esther's bravery and faith in God led to the salvation of her people? What do you learn from Esther's story? (Allow for responses)

Those are wonderful lessons, everyone! Esther's story teaches us about bravery, faith, and the importance of standing up for what is right. Let's always remember to be brave, just like Esther, and trust in God's plan for us. Thank you for sharing this story today, everyone!

Memory Verse Activity: Puzzle Verse

Preparation:

- Write out 1 Corinthians 16:13 on a large sheet of paper.
- Cut the verse into individual words or short phrases.
- Mix up the pieces and place them in a bag or box.

Activity Instructions:

Teacher: Today, we have a fun activity to learn our memory verse. But there's a catch - our verse has been mixed up, and we must put it back together!

Divide the children into groups and give each group a set of mixed-up verse pieces.

Teaching Skit: The Playground Standoff

Characters: JAMIE (a quiet but brave student), KELLY (a friendly and supportive friend), ALEX (a school bully), MISS JOHNSON (a caring teacher)

ALEX: Hey, Jamie, get off the swings. I want to use it.

JAMIE: (Nervously) But, Alex, I was here first...

KELLY: (Whispers to Jamie) You need to stand up for yourself, Jamie. Just like Queen Esther did. Remember our Sunday school lesson?

JAMIE: (Whispers back) But, Kelly, I'm scared...

KELLY: I'll be right here with you. Remember, Esther was scared, too, but she still spoke up for her people.

(Jamie takes a deep breath.)

JAMIE: (Bravely) No, Alex. I was here first and I'm going to keep swinging.

(Alex looks surprised, then angry.)

ALEX: You'll regret this, Jamie!

(Miss Johnson enters)

MISS JOHNSON: What's going on here?

KELLY: Jamie was brave and stood up to Alex, Miss Johnson. Just like Queen Esther!

(Miss Johnson smiles at Jamie and Kelly.)

MISS JOHNSON: That's wonderful, Jamie! I'm very proud of you.

Discussion Questions & Prayer

LEADER: Hey, everybody! I'm so proud of how attentively you listened to our Bible story today about Queen Esther. You did a great job! Now, let's dig a little deeper and talk about what we learned.

QUESTION 1: Can anyone tell me why Queen Esther was scared to talk to the king?

QUESTION 2: How do you think Esther felt when she decided to go to the king, even though she was scared?

QUESTION 3: Can you think of a time when you were scared to do something, but you did it anyway? How did it feel?

QUESTION 4: Why is it important to be brave and stand up for what is right, just like Esther did?

Wow, those were some great answers! I'm really proud of you all for thinking so deeply about our Bible story. Now, does anyone have any prayer requests?

Let's pray together.

Dear God, thank you for the story of Queen Esther and the lesson it teaches us about bravery. Help us to be brave like Esther when we face scary situations. We lift all the prayer requests that were shared. Please guide us and protect us. In Jesus' name, we pray, Amen.

Craft Activity: Esther's Courage Crown

Description: Kids will make their own royal crowns, representing Esther's courage as queen to save her people. The crowns will inspire us to be brave in our own ways. You can also print a crown template from our free website: <https://ministry-to-children.com/crown/>

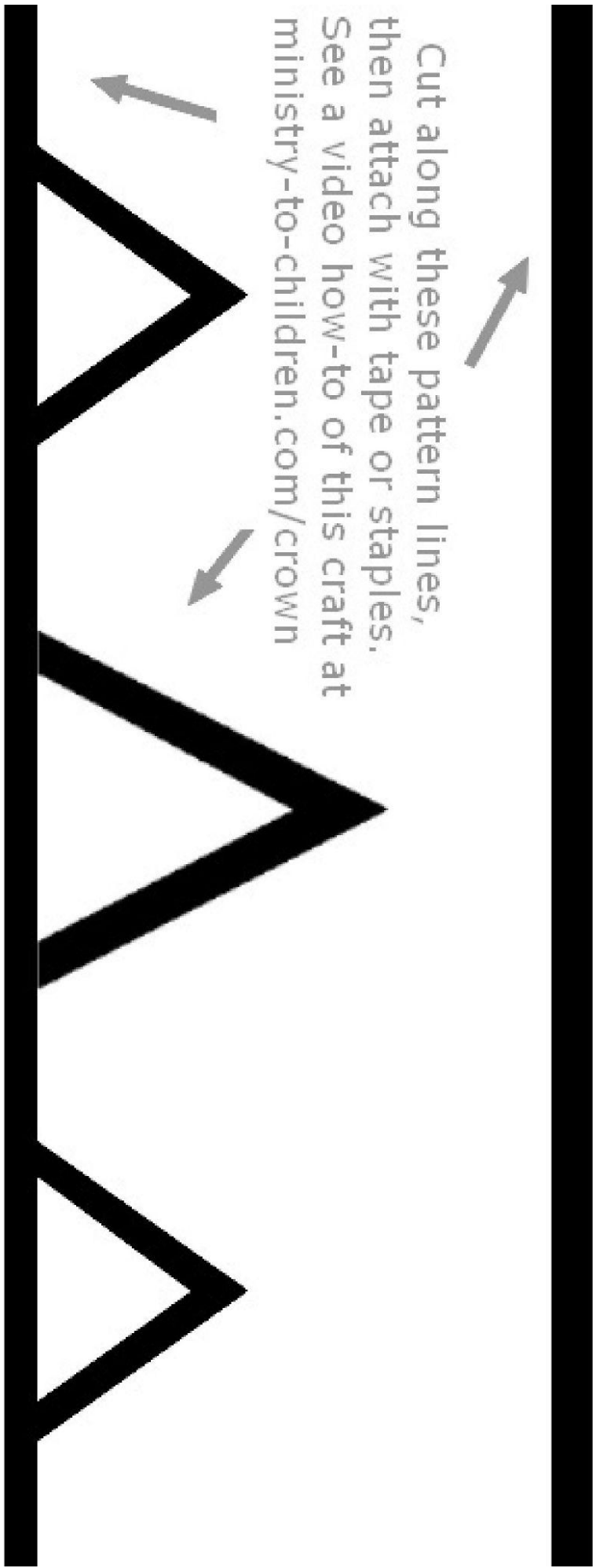
Supplies Needed:

- Construction Paper (preferably in different colors)
- Scissors
- Stapler or Tape
- Markers or Crayons
- Stickers or other decorative items (optional)

Directions: To create a crown, cut a long strip of construction paper that can comfortably wrap around each child's head. Decorate the paper strip by writing the word "COURAGE" and adding stickers or symbols that remind them of Esther's story. Cut out triangular peaks from another piece of construction paper and attach them to the crown base evenly spaced. Finally, wrap the decorated crown base around each child's head, adjusting it to fit just right, and staple or tape the ends of the strip together.

Discussion: After everyone receives their crowns, take a moment to reflect on the courage exhibited by Queen Esther. Encourage everyone to ponder on how they can also show bravery in their own lives.

Cut along these pattern lines,
then attach with tape or staples.
See a video how-to of this craft at
ministry-to-children.com/crown



Word Search

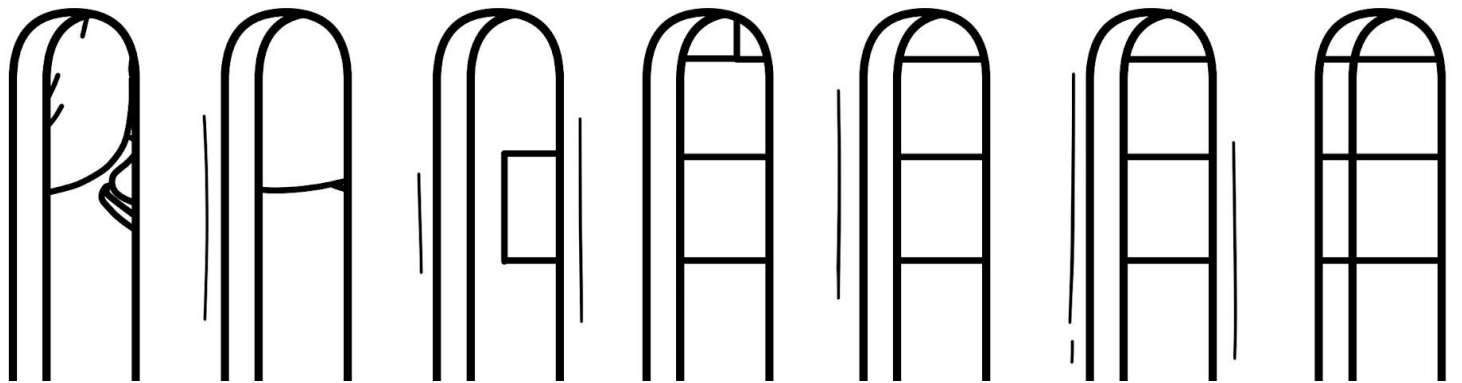

BANQUET - BRAVERY - COURAGE - DECREE - ESTHER - HAMAN - KING

MORDECAI - PALACE - PEOPLE - QUEEN - RESCUE- ROYAL


M O R D E C A I S X L
T R R E S C U E U V M
K I B E T P A L A C E
U I A P H W N L O O Y
T J N K E R D W D U H
W R Q G R O R Z E R A
F Q U T Z Y P B C A M
U R E V Q A N L R G A
Z J T C E L Q U E E N
T F Z M B R A V E R Y
O R R C K I L W D I X

Word Search Answers

M O R D E C A I S X L
T R R E S C U E U V M
K I B E T P A L A C E
U I A P H W N L O O Y
T J N K E R D W D U H
W R Q G R O R Z E R A
F Q U T Z Y P B C A M
U R E V Q A N L R G A
Z J T C E L Q U E E N
T F Z M B R A V E R Y
O R R C K I L W D I X



ROAR INTO



2024


Esther – The Courage to Speak Up

Color the given picture.



Esther – The Courage to Speak Up

Can you find the way out of this maze?



Esther – The Courage to Speak Up

Circle the hidden words in the puzzle below!

G C D J P M X V Y Q Q C R U B E H I L K Z U X P R
K J A E N Y W R X H V Z D N D E Q I Y V K O X R F
Z Y T M L H F O N U A T J M K V R W W A Q H E T N
A X O I C R M V J F T F H Z C S A P R O T E C T C
M D F S Q T H N D T Y O K Q G S N H Z G Z Z N M A
R Z S B I W L O C E L Z Q N A I G G Z D L U Y D F
N M X O Q R E C B D D P P Y B A V E C W D F Y U N
U K Z W T E U M R I X D X I Y I R S A S E B O X Q
J O F W H O X G K E P Y P M J K D C D K S D Q X F
N A T D M U W F B H H T Z V C C O U R A G E T Y N
A K V H X O F Q C A H J E Y V R A W P K L V Q N P
A S R I E X M Q S F B A J Q Y E F P N O K X R V Y
B R A V E R G A H P Q P T T M K N T X Y J Y Z Q V
H I Z K P L S W K D E N B T G D R W K O P W Y I P
W Y H Z L M Z E X Q T A Q C R I G D V G P E N U V
D K Q J W A V H S B Z T K O R A Z A C L Z B L W L
A H N X R X P X G T J E V J D P Y K G G T Q O M J
A K B V U F C C O I H W K Q U B B E Y W V K Z E B
P Q E C V V J T F Q G E S P N T P D F U Z C E R K
Y A T K K B B S H A M K R Z S A P Q X M M R H Q U

WORD BANK

ESTHER

SPEAK

PROTECT

COURAGE

BRAVE

OTHERS

Esther – The Courage to Speak Up

Circle the hidden words in the puzzle below!

Answer Key

G C D J P M X V Y Q Q C R U B E H I L K Z U X P R
K J A E N Y W R X H V Z D N D E Q I Y V K O X R F
Z Y T M L H F O N U A T J M K V R W W A O H E T N
A X O I C R M V J F T F H Z C S A **P R O T E C T** C
M D F S Q T H N D T Y O K Q G S N H Z G Z Z N M A
R Z S B I W L O C E L Z Q N A I G G Z D L U Y D F
N M X O Q R E C B D D P P Y B A V E C W D F Y U N
U K Z W T E U M R I X D X I Y I R S A S E B O X Q
J **O** F W H O X G K E P Y P M J K D C D K S D Q X F
N A T D M U W F B H H T Z V C **C O U R A G E** T Y N
A K V H X O F Q C A H J E Y V R A W P K L V Q N P
A S R I E X M Q S F B A J Q Y E F P N O K X R V Y
B R A V E R G A H P O P T T M K N T X Y J Y Z Q V
H I Z K P L S W K D E N B T G D R W K O P W Y I P
W Y H Z L M Z E X Q T A Q C R I G D V G P E N U V
D K Q J W A V H S B Z T K O R A Z A C L Z B L W L
A H N X R X P X G T J E V J D P Y K G G T Q O M J
A K B V U F C C O I H W K Q U B B E Y W V K Z E B
P Q E C V V J T F Q G E S P N T P D F U Z C E R K
Y A T K K B B S H A M K R Z S A P Q X M M R H Q U

WORD BANK

ESTHER

SPEAK

PROTECT

COURAGE

BRAVE

OTHERS



Series Introduction & Overview

Faith is under attack in our world and the next generation must be prepared to stand strong in their faith in a rapidly changing world. They will increasingly find situations where they feel unsure about expressing their Christian beliefs or stand up for others who are being treated unfairly.

This struggle can make children feel alone or confused, and they may feel pressured to compromise their beliefs. But believers of all ages can be a force of good in a world that's lost its way, but only if we have the courage to speak about God's love and the truth of the Gospel.

Our new curriculum, "[Roar into 2024: Being Bold in Our Faith](#)," will equip children with valuable lessons from the Bible about standing firm in faith. Through exploring the stories of Esther, Paul, Ehud, and Stephen, children will learn about boldness, courage, and the unwavering commitment to God that marks a vibrant personal relationship with Jesus.