

Enjoy this free preview lesson from [MAPS: 4-Week Children's Ministry Curriculum](#) on following God's Directions. Visit our website to purchase the complete series.



"Maps: 4-Week Children's Ministry

Curriculum" teaches that God gives us directions for life through the Bible, showing us the best path to follow. Each week, children will learn about important stories from the Bible that emphasize the value of following God's Word. They will understand that by obeying God's guidance, they can discover their true purpose and experience joy. These lessons will show them that Jesus is the ultimate path to eternal life and the most important direction to follow.

Week 1: Noah's Navigation (Genesis 6:9-22, 7:1-24, 8:1-22)

- Lesson Theme: Obedience to God's Word leads to safety and salvation.
- Gospel Connection: Just as Noah followed God's instructions and was saved from the flood, we are saved by following Jesus, who is our ultimate salvation. Jesus is the way to eternal life.

Week 2: Moses' Map (Exodus 19:1-20:21)

- Lesson Theme: God's commandments provide a moral compass for our lives.
- Gospel Connection: The commandments show us our need for a Savior. Jesus fulfilled the law and offers us grace. Believing in Jesus leads us to eternal life.

Week 3: Jonah's Detour (Bible Story: Jonah 1-4)

- Lesson Theme: Running away from God's direction leads to trouble, while obedience brings blessings.
- Gospel Connection: Jonah's story shows the need for repentance and obedience. Jesus calls us to repent and believe in Him for eternal life.

Week 4: Traveling Mercies (Bible Story: Luke 10:25-37)

- Lesson Theme: Following God's Word involves loving and helping others.
- Gospel Connection: Jesus teaches us to love our neighbor and demonstrates the ultimate act of love by dying for our sins. Believing in Jesus and following His example leads to eternal life.



4- WEEK CHILDREN'S MINISTRY CURRICULUM

Week 1 – Noah's Navigation

Bible Story: Genesis 6:9-22, 7:1-24, 8:1-22

Lesson Theme: Obedience to God's Word leads to safety and salvation.

Gospel Connection: Just as Noah followed God's instructions and was saved from the flood, we are saved by following Jesus, who is our ultimate salvation. Jesus is the way to eternal life.

Video Bible Stories: Use this link to access recommended Bible story videos and bonus content for this curriculum series. https://linktr.ee/maps_curriculum



Introduction & Group Game

"Follow the Leader"

TEACHER: Good morning! I am so glad to see you all here today. We are starting a new series called "Maps," where we will learn how God gives us directions for life through the Bible. Today, we will talk about a man named Noah, who followed God's directions and was saved from a great flood. Did you know that just like a GPS helps us find our way when we are lost, God's Word, the Bible, helps us find the best path for our lives? And the best part is, it shows us the way to know Jesus, who is our way to heaven! So let's get ready to have some fun, learn about God's directions, and discover how Jesus is our ultimate guide.

Group Game: "Follow the Leader"

Supplies Needed: Space for the children to move around, A few simple obstacles (cones, chairs, or tape on the floor to mark paths)

Instructions:

1. Choose one child to be the "leader."
2. The leader will choose a simple path for the other children to follow.
3. The leader will walk the path and the other children must follow exactly in their steps.
4. After a few rounds, choose a new leader and repeat.

TEACHER: Just like in this game, Noah followed God's directions carefully, and it saved him and his family. Following God's directions in the Bible helps us stay on the right path too. And the most important direction the Bible gives us is to believe in Jesus. He is our way to heaven and the best guide ever!

Object Lesson

“Noah's Compass”

Supplies Needed:

- A large map or a simple paper map
- A compass
- A small toy boat
- A Bible

TEACHER: Today, we will use a few things to help us understand our lesson better. I have a map, compass and toy boat. Who here has ever used a paper map before? Great! Long ago, people could use a compass and a map to find their way. A map shows us where we are and where we need to go. But sometimes, just having a map isn't enough. We also need a compass to show us the right direction.

Now let's pretend this toy boat is Noah's ark. God gave Noah specific directions to build the ark and save his family from the flood. It was like having a special map and compass from God. Noah followed God's directions exactly, and it saved him and his family.

[Hold up the compass]

This compass shows us the right direction. Just like this compass, the Bible is a guide that shows us the best direction for our lives. And the most important direction the Bible gives us is to follow Jesus. Jesus is like our ultimate compass, pointing us to heaven and showing us how to live in a way that pleases God.

[Hold up the Bible]

TEACHER: The Bible has all the directions we need. It tells us how to live, how to love others, and most importantly, how to know Jesus. When we read the Bible and follow its directions, it helps us stay on the right path, just like Noah followed God's directions.

[Point to the map]

Imagine if Noah had ignored God's directions and tried to build the ark his own way. He wouldn't have been saved from the flood! Similarly, if we try to live our lives without following the Bible, we can get lost and make mistakes. But when we follow Jesus and trust Him, He guides us and helps us through all the tough times.

So, remember, just like Noah used God's directions to build the ark, we can use the Bible to guide our lives. And the best part of the Bible's directions is that they lead us to Jesus, who loves us and helps us every day.

Bible Story

"Following God's Rescue Plan"

TEACHER: Have you ever built something really cool, like a big LEGO set or a model? Today, we're going to hear an amazing story about a man named Noah who built something really huge because God asked him to. Let's find out what happened when Noah followed God's directions.

READ: Genesis 6:9-14

God saw that the world was filled with bad things and people were not listening to Him. But Noah was different; he loved God and listened to Him. So, God told Noah to build a big boat called an ark. This ark would save Noah, his family, and two of every kind of animal from a big flood.

Imagine if you had to build a giant boat in your backyard! Noah had a big job to do, but he trusted God and started building the ark just as God told him.

READ: Genesis 6:15-22

God gave Noah exact instructions on how to build the ark—how long, how wide, and how high. He also told Noah to bring two of every kind of animal onto the ark, along with his family. Noah did everything just as God commanded.

Think about when you follow directions to build something. It can be tricky, but it works out if you follow the steps. Noah trusted God and followed His instructions exactly. Have you ever had to follow instructions to do something important? It takes a lot of care and patience, just like Noah had.

READ: Genesis 7:1-5

When the ark was ready, God told Noah to go inside with his family and the animals because the flood was coming. Noah obeyed God and went into the ark.

Imagine how exciting and a little scary it must have been to go into the ark, knowing that a big flood was coming. But Noah trusted God to keep him safe.

READ: Genesis 7:6-12

Then the rain began to fall, and it rained for forty days and forty nights. The whole earth was covered with water, but Noah, his family, and the animals were safe inside the ark.

Have you ever seen it rain for a long time? Imagine it raining for so many days that the whole earth was flooded! But even in the big storm, God kept Noah and everyone in the ark safe.

READ: Genesis 8:1-5

After the rain stopped, the water began to go down. Noah sent out a dove to see if there was dry land. When the dove came back with an olive leaf, Noah knew the water had gone down.

Imagine waiting and waiting for the water to go away. Noah must have been so happy to see that leaf, knowing that dry land was near. It was a sign that God was still taking care of them.

READ: Genesis 8:15-22

Finally, God told Noah to come out of the ark. Noah, his family, and all the animals came out. Noah built an altar to thank God for keeping them safe, and God made a promise never to flood the earth again.

Think about how thankful Noah must have been when he stepped out onto dry land. He trusted God through it all, and God took care of him. Have you ever felt really grateful when something turned out okay after you were worried?

GOSPEL CONNECTION: Just as Noah followed God's instructions and was saved from the flood, we can be saved by following Jesus. Jesus is our ultimate rescuer, and when we believe in Him, He saves us from our sins and gives us eternal life. Let's remember to trust and follow Jesus, just like Noah trusted and followed God.

So remember kids, God gives us directions for life through the Bible. The most important direction is to believe in Jesus for eternal life. Let's always trust God and follow His path!

Discussion Questions & Prayer

TEACHER: Great job listening to the Bible lesson about Noah today. I'm so proud of you for paying attention and learning about how important it is to follow God's directions. Now, let's talk a little more about what we learned.

DISCUSSION QUESTIONS:

1. Why did God tell Noah to build the ark, and what happened when Noah followed God's directions?
2. How do you think Noah felt when he was building the ark, and people were making fun of him? How do you think he felt when he was safe with his family after the flood?
3. What are some ways we can follow God's directions in our own lives? How can we make sure we are listening to Him?

Prayer Requests: Does anyone have something they would like to pray about today? It could be something you are thankful for, need help with, or anything else on your mind.

[Allow time for the kids to share their prayer requests]

Let's pray together. Dear God, thank You for the story of Noah and how he followed Your directions. Help us to follow Your directions in our lives too. Thank You for sending Jesus to be our guide and for loving us so much. Please help us with the things we talked about today and be with us in everything we do. In Jesus' name, Amen.

Noah followed God's directions.



Word Search Puzzle

NOAH - ARK - FLOOD - ANIMALS - FAMILY - OBEY - GOD

RAIN - BOAT - FAITH - SAFE - TRUST - RESCUE

F	G	O	D	O	B	E	Y	A	Z	H
D	G	R	D	K	F	L	S	U	H	B
J	K	C	F	Y	I	T	R	U	S	T
B	W	H	U	M	O	O	H	Q	J	M
H	L	F	A	O	B	W	Z	F	W	N
J	B	F	L	O	O	D	L	B	I	F
N	O	A	H	A	N	I	M	A	L	S
J	A	I	Q	R	Z	U	R	M	Z	A
H	T	T	L	K	T	H	O	K	J	F
X	G	H	L	S	R	E	S	C	U	E
V	P	H	R	C	T	N	F	F	F	J

Word Search Answers

F G O D O B E Y A Z H
D G R D K F L S U H B
J K C F Y I T R U S T
B W H U M O O H Q J M
H L F A O B W Z F W N
J B F L O O D L B I F
N O A H A N I M A L S
J A I Q R Z U R M Z A
H T T L K T H O K J F
X G H L S R E S C U E
V P H R C T N F F F J

Craft Activity

“Noah’s Ark Animal Pairs”

Supplies Needed:

- Construction paper or cardstock (various colors)
- Animal templates (see next page)
- Scissors
- Crayons, markers, or colored pencils
- Glue sticks



Step-by-Step Directions:

1. Prepare the Materials:
 - Give each child a few sheets of construction paper or cardstock.
 - Ensure there are scissors, crayons, markers, colored pencils, and glue sticks available.
2. Draw and Cut Out Animal Shapes:
 - Ask the children to draw simple animal shapes on the construction paper. Examples include elephants, lions, rabbits, birds, etc.
 - Encourage them to keep the shapes simple and not too detailed. You can show them how to draw basic shapes if needed.
 - Each child should draw two of each animal to represent the pairs Noah brought into the ark.
3. Color the Animals

- Let the children color their animal shapes using crayons, markers, or colored pencils.
- Encourage them to be creative with their colors and patterns.

4. Pair the Animals:

- Once the animals are colored, have the children pair up the animals by gluing the pairs together on another piece of construction paper. This will create a collage of animal pairs.





5. Label the Craft:

- Help the children write "Noah's Ark Animal Pairs" on the top of their collages.

6. Display the Craft:

- Let the children show their completed crafts to the group and explain which animals they chose and why.
- Display the crafts in the classroom or let the children take them home as a reminder of the lesson.

Animal Templates





4- WEEK CHILDREN'S MINISTRY CURRICULUM

Week 1 – Note for Parents

Today, your child learned about Noah's Ark and the importance of following God's directions. This lesson is part of our "Maps: 4-Week Children's Ministry Curriculum," where we teach children that God's Word provides the best directions for life. By exploring Noah's story, the children discovered how Noah's obedience to God's instructions led to the safety and salvation of his family. This lesson reinforces the idea that just as Noah trusted God, we too can trust Jesus, who guides us to eternal life.

We are excited to partner with you in your child's spiritual development. Your investment in bringing them to these lessons helps lay a strong foundation for their faith. We aim to help your child grow in their personal relationship with Jesus Christ through engaging stories and activities. Thank you for your dedication and support in nurturing their spiritual journey.